




KAZA

SURFACES THAT CURE

Handcrafted contemporary design through the medium of concrete and terrazzo.
Surfaces that cure




ABOUT KAZA

COLLECTION / 3D TILES

14

FLIP	16
SPLIT	20
ITHACA	24
LIQUID FORMS	28
EDGY	34
SHINGLE	40
TRE	44
CRISP	50
SEED	54
VINE	60
BURST	64
QUADILIC	70
TIBA	76
WA	82
DIVERGE	88
CRACKED EARTH	94
PETAL	98
FORM	102
FLORENTIN	108
PENTA	112
WEAVE	116
VORTEX	122
FLUTES & REEDS	126



COLLECTION / FLOOR TILES **142**

ZAGSONE _____ 145

LARILLE _____ 149

LUMINAT _____ 153

DIALOMB _____ 157

WEAVE _____ 161

EXODYN _____ 165

HETHEA _____ 169

ALYSS _____ 173

HERBAL HILL _____ 177

PLAIN _____ 181

BESPOKE _____ **184**

RUSSELL SQUARE HOUSE _____ 189

MOZATA _____ 195

CRACKED EARTH _____ 199

PHILANTHIA _____ 203

SURFACES & COLOURS _____ **206**

CONCRETE _____ 210

TERRAZZO _____ 212

TECHNICAL INFORMATION **220**

PHOTO CREDITS _____ **226**



KAZA was born from the concrete controversy; rebranding the industrial material as a luxurious one through striking an impeccable balance between artistry and craftsmanship, design and engineering.

In essence, we translate architecture and nature into surface, incorporating tactile 3D elements for bold accent walls and facades, and mesmerizing terrazzo patterns perfectly suited to durable feature floors, for interiors and exteriors alike.

More than just a manufacturing facility, KAZA serves as both design and research & development lab (**CONCREATE**) facilitating the creation of unique collections, bespoke tile designs, and offering material, colour, pattern and style consultation. What was brought to life is one of the world's most sophisticated modern concrete and terrazzo tile factories and a corresponding bespoke surface design service.

KAZA was founded in Szentendre in 2012, a historically artistic hamlet just outside of Budapest, Hungary, and since then our concrete and terrazzo creations have found their way to more than a thousand high-end commercial and residential projects across 4 continents, through the collaboration with the world's finest A&D firms and the global sales partner network.

The spirit at KAZA has been curious, intuitive, artistic and entertaining from the start, manifesting the care and skill invested in what we create. The resulting objects and installations challenge us to recognize the full potential and role of concrete and terrazzo in contemporary architecture and design.



CONCEPT

Everything KAZA creates is the result of an interdisciplinary collaboration between designers, artisans, craftsmen, engineers, and architects. The group of practices and artists featured in the collections are truly global in nature and range from established multi-award winning design studios through professionals from diverse fields to emerging talents who graduated from the world's most prestigious art educational institutions. What they all share is our love of the material and our vision that architectural surfaces can be meaningful and ground-breaking works of art and are essential in conveying the message of a space's design concept. With a fresh, holistic approach to every facet of manufacturing, and sensitively balancing style and innovation for luxury commercial projects as well as the modern home, KAZA has narrowed the gaps between idea and finished product, designer and manufacturer, cutting-edge technology and traditional craftsmanship.

"The overlap between art and architecture can make both better"

Olafur Eliasson



MANUFACTURING

Each step of the process is being crafted by hand and watched over by attentive eyes. From the very beginning until packaging at least 10 pairs of caring hands are taking part in the process of mixing, moulding, grinding, selecting and treating the tiles before they get to leave the manufactory. Design and production live in constant symbiosis, guided by a process based on knowledge, experience and intuition. All KAZA tiles are handmade.

“Good design is a renaissance attitude that combines technology, cognitive science, human need, and beauty to produce something that the world didn’t know it was missing.”

Paola Antonelli

Senior Curator of the Department of Architecture & Design,
Director of R&D, Museum of Modern Art (MoMA), New York City




COLLECTION *3D TILES*

Three-dimensional concrete tiles that will give architects and interior designers a rich palette of bespoke design solutions to work with, for interiors and exteriors alike.

FLIP



KAZA DESIGN

Flip with subtle change of dimension merges into the space to give a whole new meaning to it. Flip is a single rectangular tile with a slight concave arch on one end and a flat surface on the other end. The minimalist design, especially with new metallic finishes, reflects the light in a way that even the hard surface gives the impression of a soft, velvety material. Flip can be applied vertically and horizontally as well to create lively visuals. The beauty of Flip comes from its immaculate simplicity, which pulls the viewer into an alternate reality (BS) when it is assembled on the wall.



FLIP
3D

FLIP
FLAT



FLIP 3D
Inner Self | Terracotta metallic



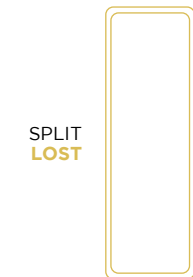

FLIP

Spanish Cotto | Terracotta

SPLIT

KAZA DESIGN

Split consists of two pieces of three-dimensional tiles. One big square tile, and a smaller rectangular shape exactly one-third of the square's width to allow for infinite modular combinations. With a perfectly smooth surface in the middle, the raised rim creates a frame-like effect. Beside the form that makes this design elegantly geometric, its colourways feature the world's first dual-colour concrete tile. Split's five base colours (clean and modest white, grey and black, and vivid and fresh yellow and turquoise) are designed to be interchangeable across a layout, e.g. turquoise tile with white frame next to a white tile with turquoise frame. This dual-colour technique introduces a harmonious yet playfully decorative surface design solution for the first time.



SPLIT LOST | FOUND
Illuminating Solitude | Mud Grey
Hello Eternity | White




SPLIT FOUND | LOST

Bright Presence | Sunshine yellow

ITHACA

KAZA DESIGN

Ithaca is the manifestation of how simple geometric forms are able to present an intricate, complex, optical illusion. The design consists of three different elements with the same base dimensions but with various tactility, all closely related to naturally fluted patterns in a contemporary fashion. The true versatility of Ithaca derives from the “connecting” piece: the asymmetrical tile that leads to a seamless unity between the two other tiles with opposite forms, and allows the creative mind to build fluid combinations from classic shapes to futuristic motifs. The design comes in five natural colours and in a silky satin finish to complement the organic look and feel.




ITHACA
SEEK



ITHACA
HIDE



ITHACA
LEAD



ITHACA SEEK | HIDE | LEAD
Deep Breath | Forest green



ITHACA SEEK | LEAD


Holistic Approach | Silk grey
Illuminating Solitude | Mud grey



“The nature of concrete as a material has always been very inspiring to me - it is poured in a liquid state, and it takes its ultimate form as it cures. There is poetry in a material that finds its form as it changes phases. When I see a concrete surface, I always imagine its liquid state, its movement as it is poured. The concept I explored for this design was the expression of flow and movement in a solid form. And perhaps the best examples of this phenomena manifests itself in the mastery of Baroque sculptors - chiseled into marble. The ephemeral qualities of capturing movement in stone in Bernini’s masterpieces has been an inspiration for me. And how does the idea of capturing movement translate itself into tiling? Tiling by nature is about repetition. And repetition can be a powerful design tool. Imagine the music of *Steve Reich* or *Philip Glass*. Creating a single tile design that can generate multiple patterns was very important to the ethos of this idea. ‘*Liquid forms*’ tile is aesthetically versatile. All the different patterns it generates have unique visual qualities that will give architects and interior designers a rich palette to work with.”

Aybars Asci

LIQUID FORMS
FLAT



LIQUID FORMS
1



LIQUID FORMS
2



LIQUID FORMS 1 | 2

Custom red

Night Straight | Dark grey

Breeze Catcher | Blue green

Moon Garden | Light grey

Subtle Euphoria | Salmon pink

ION - Dealogic Planet


Budapest, HU

LIQUID FORMS

design by
AYBARS ASCI




Aybars Asci, president and founder of Efficiency Lab for Architecture, is an advocate of research driven design that combines conceptual clarity with analytical processes such as the use of algorithmic tools and building performance modeling. As a practicing architect he has close to 20 years of experience, working in New York, London and Ankara, on projects located in North America, Central America, Middle East and Asia. As a former design director of Skidmore, Owings & Merrill LLP, he led multi-disciplinary teams on complex large scale projects for over 14 years, served in the leadership group of the firm with financial, legal and operational responsibilities, including the design leadership of London office. He has taught seminars and studios on efficiency, high rise design and environmental systems at The City College of New York, Cornell University, Pratt Institute and Northeastern University. *Aybars* also advocated environmental consciousness at design and policy making platforms. He is a board member of Center for Urban Disaster Risk Reduction & Resilience and holds a Master of Science in Advanced Architectural Design degree from Columbia University.




Office space
Budapest, HU

Liquid Forms 1 | 2
Bespoke metallic | Dark ore



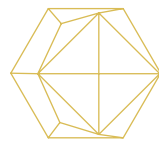
LIQUID FORMS 1 | 2

Hello Eternity | White

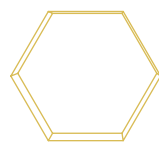


Edgy consists of two tiles, one being three dimensional, the other two and a half dimensional. They give structure to smooth walls on interior or exterior surfaces, covering walls either partially or entirely. The three dimensional form is made up of asymmetrical surfaces 'folding' onto one plane to form a hexagonal base. By playing with concave and convex planes and using them to accentuate one another, it creates the effect of visually pulling the user towards itself. The side surfaces of the two and a half dimensional form imitate the three dimensional one, giving it a playful character, despite the flat top surface. Edgy's asymmetry enables the designer to create a multitude of patterns for a wide range of uses: from decorative surfaces to guidance systems and can even be integrated into corporate identities.

EDGY
3D



EDGY
FLAT



EDGY 3D | FLAT

Hello Eternity | White
Moon Garden | Light grey
Reliable Shaman | Cement grey



EDGY & SHINGLE

design by
**TANJA LIGHTFOOT &
PATRYCJA DOMANSKA**



Tanja Lightfoot is a product designer based in Vienna, Austria. She graduated from the University of Applied Arts in 2011. After graduation she spent two years working for a Viennese architecture practice. Shortly after this she joined the atelier *Madame Mohr*, where she works on self-initiated as well as client projects.

Patrycja Domanska is a Polish born designer, based in Vienna, Austria. She graduated with honours from the department of Industrial Design at the University of Applied Arts in Vienna in 2009. In 2011, she established her design practice, where she works on self-initiated as well as client projects, often in cooperation with other designers. In the same year, she had two important exhibitions that pushed her further onto the international design stage: she was invited to exhibit 'Passionswege', her first solo show, during the Vienna Design Week. This was immediately followed by the presentation of 'Homage to Karl', part of the group exhibition 'The Great Viennese Café: A Laboratory', at the MAK - Austrian Museum of Applied Arts / Contemporary Art in Vienna. Over the last few years her projects have been shown at diverse design shows as well as in museums and in numerous magazines, design blogs and books. 'Homage to Karl' is part of the permanent collection at the MAK and Edgy tiles are in the permanent library of SCIN Gallery, London.



Winstead Office
Houston, TX, USA

Edgy 3D | Flat
Hello Eternity | White



EDGY 3D | FLAT


Moon Garden | Light grey

Islington House

London, UK

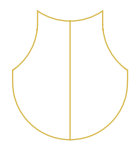
SHINGLE

BY PATRYCJA DOMANSKA & TANJA LIGHTFOOT




Following the launch of Edgy in 2014, *Shingle* is the second three-dimensional wall tile designed for KAZA by *Patrycja Domanska* and *Tanja Lightfoot*. Shingle charmingly conveys the way nature asserts itself onto roofs and facades via vines and mosses. The form of Shingle derives from the fusion of a leaf and a roof shingle. The vertical centre line gives depth to the tile and creates an illusion of two different colour shades through the natural reflection of light. The organic character is emphasized by the colour chart in two shades of green, light grey, white, blue and black. The collection consists of 5 pieces: one three-dimensional shingle, two three-dimensional half tiles for a corner solution as well as two flat tiles, that can be cut to finish a wall.



SHINGLE 1



SHINGLE 2



SHINGLE 3



SHINGLE 1


Bespoke greens
Hello Eternity | White
Holistic Approach | Silk grey




SHINGLE 1

Bespoke blue

Skyfall Hotel
Santorini, GR



Tre's magnetic visual appeal is the result of precisely rendered angular contours that harness the beauty of symmetry, as well as the dynamic interplay of depth, light and shadow, and the energetic movement of geometric flow. *Tre* allows one to create endless pattern combinations from the most simple, minimalist applications to the most elaborate kaleidoscopic masterpieces. *Tre's* design concept is an invitation to imagine, play and create. Each tile in the series works as well independently as it does in multi-tile combinations, and maintains its signature visual appeal even in randomized configurations. The *Tre* series is itself a statement in modern tile design as well as a structured medium, which allows for limitless interpretations of its core aesthetic.



TRE 1 | 2 | 3
TRE 0 | 1/2
Hello Eternity | White
Moon Garden | Light grey
Reliable Shaman | Cement grey
Weekend Haven | Pale green
Surreal Resonance | Rose beige
Poetic Union | Khaki beige




**Restaurant & Bar
 Product Design Awards**
 Winner

TRE & CRISP

design by
LEVI FIGNAR,
NEXT SHIP



Next Ship's crew specialises in brand and product design, driven by an idealist passion for making the world a more interesting place to live. Her cargo hull is full of visionary concepts at the ready for passengers who seek adventure. Creating intrinsic value by designing a product, then communicating its essence in a captivating way, is what *Next Ship* stands for. **Levi Fignar** of *Next Ship* designed 2 contemporary concrete tiles for KAZA: Tre and Crisp.



ION - Dealogic Planet
Budapest, HU

Tre 1 | 2 | 3
Bespoke metallic | Rose gold




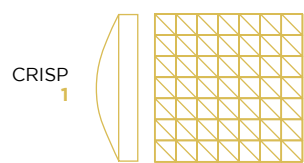
the hummingbird bakery

TRE 1 | 2 | 3
TRE 0 | 1/2

Holistic Approach | Silk grey
Organic Zest | Orange terracotta
Advanced Serum | Pastel claret
Bespoke metallic | Rose gold
Bespoke metallic | Beige
Bespoke metallic | Bronze
Hello Eternity | White

Hummingbird Bakery
Guildford, UK


Crisp is a result of *Levi Fignar's* fundamental appreciation of the low poly art scene. The designs are multi-faceted, one tile is constituted of more than 80 different triangles. Depending upon the viewing point, Crisp creates a myriad of effects, caused by the refraction of environmental light on the surface. Assembled as a wall, the countless reflections of the tiles have a mesmerising effect, creating an astonishing surface that tantalises the eye; the onlooker no longer perceives the material as convex and concave concrete tiles. The surprising visual effects created by Crisp strongly contributed to the success of KAZA's core collection.



CRISP 1 | 2
Total Eclipse | Black


CRISP 1 | 2
Hello Eternity | White
Diageo Sky Bar
Budapest, HU





Seed combines *Gillian's* twin passions - art and gardening. Although principally an illustrator she has also studied horticulture and worked in many private gardens, finding that the two occupations complement each other well -one desk based and digital, the other out in the elements with her hands in the soil.

Gillian is fascinated at the end of each season by the often mathematical organisation of seeds on flower heads and designed the tile to reflect this, allowing it to be geometrically arranged in different ways. She loves the way that when the seeds appear in Autumn, before the onset of the colder months, they offer a reminder of renewal and fresh growth in the Spring.

SEED
1SEED
2

SEED 1 | 2

Next to Everything | Olive brown

Rhong Tiam

Dubai, UAE

SEED & VINE

design by
GILLIAN BLEASE



Born 1970 in Congleton, Cheshire, **Gillian** studied fine art at the University of Newcastle Upon Tyne. After graduating she was employed by the Whitworth Art Gallery in Manchester and continued her art practice at local studios until she was awarded an artist's 'work/live' residency in London in 1997. When a piece of work was featured in a Current Affairs magazine in 2001 she recognised a medium with which she felt instantly comfortable. Having taught herself creative software she set herself up as a digital illustrator and never looked back. Chiefly an editorial illustrator **Gillian's** clients include The Guardian newspaper, The Economist, Wired magazine and the Trade Union Congress. As an antidote to Current Affairs and having always been influenced by applied and surface pattern design she began developing her own patterns in 2006 which have since found their way onto book covers, table mats and now concrete tiles!



Private Residence
Budapest, HU



Seed 1 | 2
Reliable Shaman | Cement grey



SEED 1 | 2
*Next to Everything | Olive brown
Total Eclipse | Black*
Omnia - Caesars Palace
Las Vegas, NV, USA

As both an illustrator and a gardener *Gillian* could not resist combining her two professions in the design of *Vine*. Designing for a vertical surface offered the perfect opportunity to render a continuous climbing vine with the growing point always out of sight and seemingly beyond reach. The graceful overlapping, twining stems grow ever higher just like the beanstalk that Jack climbs.

En masse the tiles ripple gently and seamlessly up high walls, with each overlap creating a leaf-like circle at its centre, suggesting perhaps a plant filled garden room or greenhouse.



VINE
1



VINE
2




VINE 1 | 2
Bespoke green
The Market Building
London, UK



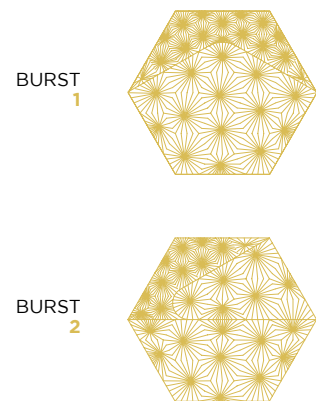

VINE 1 | 2

Reliable Shaman | Cement grey

Private Law Firm
Budapest, HU



Burst is conceived of as ‘bursting’ stellar bodies closely packed within irregular shapes. On close inspection, the tiles feature bold patterning which settles into a rich, subtly textured surface as one steps back from the wall. The dynamic design of Burst rewards careful attention to lighting: a wash of light across the surface of the tile will heighten the legibility of its pattern; a direct point light or daylight will bounce from the tile’s radial grooves, producing dazzling reflections and highlights. Burst consists of two hexagonal tiles that can be installed either in repeated patterns or irregularly to produce a more visually active, ever-changing array. The design is a continuation of *Rough Front*’s ongoing work in new, technologically driven conceptions of ornamentation, surface design and detail in architecture. ‘Burst’ consists of two hexagonal tiles that can be installed either in repeated or irregular patterns. Inscribed grooves in the face of the tile mimic the joint lines between tiles, obfuscating the reading of the hexagonal tile grid.



BURST 1 | 2
Hello Eternity | White




BURST


design by
ELIJAH PORTER,
ROUGH FRONT



Rough Front is a design studio that proposes new ideas for architectural space, ornamentation, surface design, and detail. *Rough Front* blends cutting edge design and manufacturing technology with analogue methods and an appetite for conceptual tensions: precision versus indeterminacy; analogue versus digital; pre-industrial versus post-industrial methods of fabrication; formal excess versus minimalist restraint. Eschewing convention and expediency, the studio values the complex notion, the intricate pattern, the rough surface and the soft form. *Rough Front* pursues projects for and in collaboration with institutions, corporations, designers, artists and individuals. *Rough Front* was founded in 2014 by *Elijah Porter*, who is a designer based in New York City and a graduate of the Yale School of Architecture.



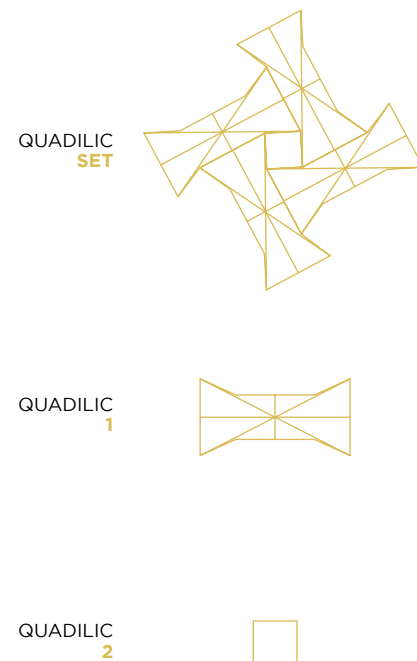
Burst 1 | 2
Total Eclipse | Black



BURST 1 | 2
Total Eclipse | Black



This model is a progression from a basic paper tessellation of a molecule. Unlike most tessellations, it is folded very slightly, without any overlapping. Its shape, being as far removed as possible from the classic rectangle, creates a mesmerizing vision of shifting squares, giving rise to its name - **Quadilic**. As an origami artist and designer, *Ilan* loves to find applications that exceed the potential of paper. This model is created by four diagonal lines that emerge from the central square. It could not be any simpler, and yet the effect is quite the opposite.



QUADILIC SET
Hello Eternity | White

QUADILIC

design by
ILAN GARIBI




In 2009, *Ilan* decided to become a professional origami artist. Today he is well known in the origami world for his unique paper tessellations. In the art and design world, he joined Gal Gaon Gallery in 2010 and used his tessellation designs as the source of inspiration for works of art. He designed for the gallery many collections, based on his ability to fold not only paper but also metal, wood, ceramic and glass. His portfolio includes products such as vases, jewelry, and tables. His artistic works are hanged around the world in hotels as well as in private collections.

He published four books. He is the CEO of Origaisrael. He teaches Origami for Industrial Designers in Holon Institute of Technology. He is a TEDx speaker and gave a talk about life-changing origami.



Quadilic set
Healing Aspiration | Pigeon blue
Hello Eternity | White
Moon Garden | Light grey
Holistic Approach | Silk grey



QUADILIC SET

Bespoke metallic | Bronze

**AUDI at Geneva International
Motorshow, 2015**
Geneva, CH



Tiba Architects Studio has been researching the relationship between details and the big picture for years. Their experiments in breaking down complete shapes into particles and the transformation of randomly assembled parts to form a whole again can be detected on their architectural plans as well. It was during a project that included research on the play between part and whole that the Tiba tile collection was born on the drawing board and soon became a reality. The validity of the concept was so unambiguous that by realising the project the Studio not only wanted to commemorate the 10th anniversary of its founding but also pay tribute to founder *János Tiba* who mentored the design process for long and passed away suddenly in the summer of 2016.



TIBA
A



TIBA
B



TIBA
C



TIBA
D



TIBA
E



TIBA
F



TIBA A | B | C | D
Hello Eternity | White
Bespoke metallic | Gold
Telekom HQ
Budapest, HU

TIBA

design by

TIBA ARCHITECTS STUDIO



Tiba Architects Studio, established in 2005, is based in Budapest, Hungary. *Tiba Architects Studio* provides comprehensive architectural and engineering services to its clients. Besides high design ambitions a professional management structure supports the business strategy of each project. Young, creative and dynamic professionals with international working experiences bring success to projects ranging both in scale and in field. Apart from Hungary they have designed and completed projects in a number of European countries including the UK, the Netherlands, Germany, the Czech Republic, Slovakia and Russia. Beyond sensitive response to design challenges the strength of *Tiba* lies in professional approach, constructive problem-solving ability and personalised services.



Tiba A | B | C | D
Hello Eternity | White




TIBA A | B | C | D | E | F

Hello Eternity | White


Bespoke metallic | Gold

Telekom HQ


Budapest, HU




A set of seven white hexagonal objects entitled *Wa* (meaning 'ring' in Japanese) have smooth but unpolished surfaces. Each can easily be held in the hand. They're tactile. Seen side-on, they curve gradually towards a lip on one of their edges. Or most do. There are two variations. The first variation swells one-sidedly, the second rises to a measured central hemisphere. With only one hemispherical section, it seems natural to place the remaining six tiles around it. A crown of geometric petals is formed and reveals a ring, indented across the surfaces. Neither the structure nor the ring take precedence. This is the first ripple.



WA SET



WA 1



WA 2




WA SET


Moon Garden | Light grey
Bespoke metallic | Gold

WA
design by
SAM FRITH





Sam Frith has produced Wa as a preview for future installations, both public, private and commercial, across London. He sees them as blank slates to interconnect spaces, a reflection of how networks expand and information grows, a flux of particles that spread organically.






WA SET


Night Straight | Dark grey



DIVERGE
1 | STRIKE




DIVERGE
2 | FIND




DIVERGE
3 | REACH



DIVERGE
4 | MEET



DIVERGE
5 | DIP



Bold colour and clean geometry are elements central to the Bauhaus movement and the driving inspiration behind the *Diverge* collection. As the philosophy of art and architecture that has influenced *Aimee Munro's* personal design aesthetic, the opportunity to embody these elements within concrete, a material used widely in Bauhaus architecture for its honesty, sparked the beginnings of Diverge as a concept. Culminating in a series of five tiles, the collection began as several small ideas that were developed and refined into a wider idea of strong geometric forms contrasting and complimenting each other, creating a dynamic harmony of movement.

The collection places strong emphasis on versatility and flexibility, with each tile creating presence enough to stand on its own, while also providing the opportunity to amalgamate any amount of the five tiles in endless combinations. Layering this with the diverse range of concrete pigments available, allows the collection to be truly adaptable.

Just as the Bauhaus aimed to fuse art and architecture, Diverge at its core is a suite of tiles that are offered as building blocks to create three dimensional artworks. Wholly open to the individual's interpretation.



DIVERGE 1 | 2 | 3 | 4 | 5

- Next to Everything* | Olive brown
- Subtle Euphoria* | Salmon pink
- Healing Aspiration* | Pigeon blue
- Surreal Resonance* | Rose beige
- Seascape Allure* | Night blue

DIVERGE


design by
AIMEE MUNRO



Aimee Munro is a designer and creative thinker from Sydney, Australia. A true creator and maker, *Aimee* finds inspiration in art, fashion and crafted objects. Drawing on the exploration of a variety of mediums to fuel her creative mind and curate a unique design approach that is constantly evolving.

Since graduating from the Sydney Design School in 2012, her creativity, passion and progressive approach to design have facilitated a rapid rise in her career. From her beginnings as a stylist to her current role as Senior Interior Designer and Project Leader in the Sydney studio of Gray Puksand Architecture and Interior Design.

Aimee's innovative approach to colour and form, combined with a deep understanding of spatial psychology, illustrates how design can lead to a better utilisation, and experience of, the built environment. This approach is evident throughout her impressive portfolio of projects completed across Australia.



Diverge 1 | 2 | 3 | 4 | 5

Next to Everything | Olive brown

Subtle Euphoria | Salmon pink

Healing Aspiration | Pigeon blue

Surreal Resonance | Rose beige

Seascape Allure | Night blue

DIVERGE 1 | 2 | 3

Surreal Resonance | Rose beige
Seascape Allure | Night blue
Marine Muse | Patina green




CRACKED EARTH

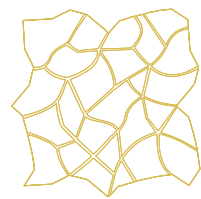
BY HUGO BUGG

Sophisticated, sustainable and symbolic, *Hugo Bugg's* design *Cracked Earth* will highlight global water issues and demonstrate practical, year-round water management solutions for home gardeners. This is in keeping with the goals of the RBC Blue Water Project - a wideranging, 10-year global commitment to help protect the world's fresh water resources.


Drawing inspiration from the parched effects caused by extreme global weather, the design is layered with naturally-occurring geometric patterns. The resulting angles and striking motifs expose and conceal sections of the garden, enticing visitors to explore the space via a 'floating walkway'. Water will be directed through the garden at different gradients and speeds, mimicking the natural watershed and showing how storm water management can replicate nature although in bold and inventive ways.



CRACKED EARTH 1



CRACKED EARTH 2



CRACKED EARTH 1 | 2
Moon Garden | Light grey

CRACKED EARTH

design by
HUGO BUGG




At 27 years old, *Hugo Bugg* has been billed as one of the young garden designers to watch. Recently commissioned designer of the first Royal Botanic Gardens in Jordan (400 acre botanic garden in the mountains above Amman), *Hugo Bugg* was named Young Designer of the Year by the RHS in 2010. He has also won two Gold medals at prestigious RHS flower shows including Hampton Court Palace Show in 2011 and Tatton Park in 2010 where he also won Best in Show. As well as designing the Royal Botanic Garden in Jordan, *Hugo* has also just completed a Tanzanian tropical rainforest glasshouse within the new MUSE science museum, Trento, Italy, designed by leading architect Renzo Piano.

Hugo Bugg Landscapes is one of the UK's most celebrated new garden design practices, offering comprehensive and innovative garden design service throughout the UK and overseas. Based in Exeter, his studio provides seamless service from design to completion. His portfolio includes elegant and uplifting modern gardens in private and commercial settings. This ranges from London contemporary roof terraces and urban courtyards to large country gardens and public spaces.




Chelsea Flower Show
London, UK

Cracked Earth
Moon Garden | Light grey



The objective of *Petal* was to dilute the plane of the surface with soft, organic forms. Akos was looking for a pattern suitable to create an intimate mood both for indoors and outdoors; he turned to nature for inspiration, and ended up applying the simplest of petal motifs. The rippling effect of the motif is enhanced by the addition of a soft bas-relief to the petals. The surface will appear to be moving when lit by a moving light source due to the 'shell' shape of the petals. Static light conditions will create a slow-paced, pleasant background. On smaller surfaces, a single colour selection may suffice.

PETAL SET



PETAL 1



PETAL 2



PETAL SET

Hello Eternity | White

PETAL

design by
AKOS HORVATH




Creator in a wide range of visual arts, **Akos's** professional career spans more than 30 years. Following the path of great masters, he combined his study and work as apprentice at various artists including the galleries of painters *Lajos Cziraky* and *Otto Vagfalvi*, later worked with industrial artist *Laszlo Hefter* and painter *Sandor Farsang*. He applied his experience as illustrator and interior designer in the eighties when his visual language took a definite shape. Besides designing coloured glass installations and sculptural elements, he created several unique pieces of furniture, as part of his interior design practice. Currently *Akos* is the art director of award winning video games and an avid collector of everything pattern. He owns a collection of 10.000 publications on illustration, the greatest in Eastern Europe. His works have been exhibited in various galleries since the beginning of the eighties, and have been awarded the grand prize of Fandom Directory Artwork Contest (USA) and Champagne Silhouettes magazine (Canada).



Petal set
Hello Eternity | White

FORM




Form shows how a flat printed surface can be used to create a sense of space and dimension. In the design of this wall tile, any surface image, reflection or colour is stripped back to give an overall effect of purity. Each tile can be applied individually in a continuous repeat or in endless combinations with the other 3D Form tiles or the flat form tile to create a cohesive bespoke pattern.

FORM 1



FORM 2



FORM 3



FORM 4




FORM 5



FORM 6



FORM 7




FORM 1 | 2 | 3
Hello Eternity | White

FORM
design by
ERICA WAKERLY



Her successful application to the Royal College of Art came from a desire to develop her illustration and design skills together as one. As an RCA undergraduate she won first prize in both the Dorma Award and Graham & Brown Award. Upon graduation *Erica* founded her *Erica Wakerly* label launching her first groundbreaking and highly acclaimed collection of wallpapers in 2006 for which she received Elle Decoration Best Wallcovering Award 2007 and Homes & Gardens Young Designer of the Year 2007. *Erica* launched her first collection of textiles in 2009. As well as having establishing a global distribution network with representatives in over 25 countries she continues to work for private clients on bespoke commissions and large scale public spaces projects. In 2012 *Erica* contributed a unique design for Wallpaper Magazine Handmade exhibition in Milan. *Erica* has adopted an architectural approach to her practice, by developing wallcoverings that become an integral part of a room's composition - a structural element that is just as essential as an item of furniture. Inspired by the pioneering, modernist principles of design, her collection uses repetition, shape and colour to create the illusion of space, stripping back the superfluous and allowing rooms to breathe. She lives and works with her young family in Margate, Kent.




Form 4 | 5 | 6 | 7
Holistic Approach | Silk grey



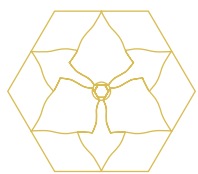
	FROM	8oz	12oz	16oz
BLOOMERS WHOLE SANDWICHES PREPARED ON A SELECTION OF FRESH BREAD	4.20			
BAGUETTES BAGUETTES WITH A VARIETY OF TASTING FILLINGS	4.50			
BOXED SALADS FRESHLY PREPARED HEALTHY BOXED SALADS	6.00			
SAVOURY A RANGE OF HOMEMADE CRAFTED ITEMS	4.00			
BAKERY DELICIOUS & BAKERY GOODS BAKED FRESH ON SITE	2.10			
COFFEE & TEA				
AMERICANO		1.70	2.00	2.30
CAFE LATTE		2.60	3.10	3.50
CAPPUCCINO		2.60	3.10	3.50
FLAT WHITE			2.80	
ESPRESSO				1.70
DOUBLE ESPRESSO				2.10
MACHIATTO				1.80
EXTRA ESPRESSO SHOT				1.20
HOT CHOCOLATE				3.10
TEA SELECTION				2.00
OPTIONS FULL FAT, SEMI-SKIMMED, SOY OR ALMOND MILK, DECAF ESPRESSO				

FORM 1 | 2 | 3
Hello Eternity | White
Excel
London, UK




Florentin's flower-motif comes from an old book about medieval architecture and ornaments in which it decorated a wall in a monastery's cloister. The tetragonal, half-opened spaces and undulating, smooth lines of the flower were designed for meditation and contemplation. *Nagy* amplified the pattern and stretched out the interspaces with asymmetric rhombi to create an enduring and significant look. The name, Florentin—which can refer to the capital of the Renaissance—is also a male name meaning 'flourishing, thriving' and 'considerable'. It derives from 'flower' but resonates for mankind, just as the main character in *Gabriel Garcia Marquez's* novel *Love in the Time of Cholera*, *Florentino Ariza*, who still enthralls his childhood love at the age of 80. *Florentino Azira* is tenacious and steady while also extremely gentle, similar to flower patterns cast in concrete.

FLORENTIN
SET



FLORENTIN
1



FLORENTIN
2



FLORENTIN SET

Hello Eternity | White

FLORENTIN

design by
MERCEDESZ NAGY



Drawing and designing has played a substantial role in *Mercedesz's* life since childhood. At the time of deciding on a career, she opted for literature and aesthetics rather than fine art. Although as a profession she chose philosophy of art, the process of creation has remained a vital background, a meditative basis and a constant source of joy.


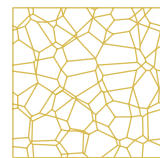


Florentin set
Hello Eternity | White



Penta, from the Ancient Greek meaning 'combining form of five', consists of a modular tile designed using irregular polygons placed at different heights and angles on a surface. The different heights and angles give a sense of depth to the wall as Penta's geometry plays with the lights and shadows to make a vibrant surface that fascinates the eyes with its many reflections and layered patterns, reminiscent of those found in scenes of nature. *Cristina Vezzini's* Penta tile is a reflection of her fascination for the harmony and the geometry found in nature. Her passion for scuba diving and her love of water and coral are at the heart of Penta design.

PENTA



PENTA

Hello Eternity | White


Domus Courtyard
London, UK

PENTA

design by
CHRISTINA VEZZINI



Inspired by the structure and geometry of natural forms, **Cristina Vezzini** designs and creates unique and decorative objects. Born and raised in a medieval town in Northern Italy, she has loved nature since she was young. Her ceramic and glass work is full of images of seeds, plants and underwater formations. After graduating from the Royal College of Art in London with a master in Ceramic and Glass, *Cristina* founded Vezzini & Chen design with RCA graduate *Sheng Tsang Chen*. With a focus on beauty and high quality, Vezzini & Chen's collection of lighting and glassware expresses their strong affinity with nature.




Penta
Bespoke metallic | Beige

WEAVE



Note attributes the undulating rhythmic imagery created by sand dunes and traditional weaving techniques as the inspiration for the graceful contour. The **Weave** tile series consists of three individual styles in two different sizes: 'Maldives', 'Kalahari' and a flat piece. It is simple in structure and repetitive in form. The surface is the smoothest, specially formulated concrete, best described as „liquid stone“. Weave is a contemporary classic well suited for any environment.



WEAVE
KALAHARI
SMALL




WEAVE
MALDIVES
SMALL




WEAVE
FLAT
SMALL




WEAVE
KALAHARI
LARGE



WEAVE
MALDIVES
LARGE



WEAVE
FLAT
LARGE



WEAVE MALDIVES (L)

Rewarding Peace | Light blue
Surreal Resonance | Rose beige
Subtle Euphoria | Salmon pink
Scenic Canyon | White sand

Domus Courtyard
London, UK



WEAVE

design by
NOTE DESIGN STUDIO



Note is a Stockholm-based studio of design founded in 2008 working within the fields of architecture, interiors, products, graphic design and design strategy.

“To note something, to get noted: we are named after what we try to achieve. We like to pay attention to our surroundings, and try to create things that make others do the same. By looking at what is unique in every project and emphasizing that, we transform non-material values into tactile objects and spaces.”



Office space
Budapest, HU

Weave Maldives (L)
Hello Eternity | White



WEAVE MALDIVES (S)


Scenic Canyon | White sand

Ernest & Young Office
Budapest, HU

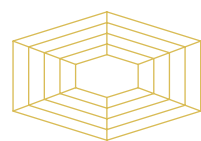
VORTEX

BY WALKER ZANGER

Vortex was designed by *Walker Zanger*, the world's most comprehensive stone and tile company and a high-prestige and prominent market player in the US that has been engaged in this tradition for more than 60 years. *Vortex* uses elongated hexagons to create a sci-fi feeling of being pulled into a tractor beam.



VORTEX
1



VORTEX
Total Eclipse | Black



VORTEX
Night Straight | Dark grey
Springhaus
Timnath, CO, USA

FLUTES & REEDS

BY GRT ARCHITECTS


Fluting and reeding are among architecture's oldest surface embellishments. The Greeks, and most who followed, treated these motifs as linear elements applied to columns, pilasters and walls. *GRT Architects* had the opportunity to rethink this relationship when designing a family of cast concrete tiles for KAZA Concrete. The Flutes and Reeds family consists of **four individual designs**: Single Flute, Triple Flute, Single Reed and Triple Reed. While 'Single' refers to enlarged, wide convex and concave embellishments, the 'Triple' versions offer denser repetitions of the same effects. All four designs have the same tile sizes however it is not recommended to combine elements belonging to different sets.

'Greek columns can be thought of as modules or tiles in a way. Their proportions have fixed rules, there are options for surface embellishments, base and top details. From that small set of instructions comes literally centuries of architecture - from the most austere to playful acts of virtuosity. This seemed like a good starting point to design a suite of tiles. We proposed a triangular tile to afford design possibilities by 'clocking' tiles in one hundred twenty degree increments and for the different grid arrangements they produce. Each triangle is, in effect, a slice of a 'normal' fluted or reeded column. When arranged in a well-behaved fashion they form a surface that would look familiar to the Greeks, overlaid with a subtle, triangular matrix. However, a number of unique patterns emerge when tiles are rotated. We are excited by the balance of visual complexity and familiarity and by the knowledge that there are surely combinations we have yet to discover.'


GRT Architects



SINGLE FLUTE



TRIPLE FLUTE



SINGLE REED



TRIPLE REED



FLUTES & REEDS

design by
GRT ARCHITECTS



Tal Schori and *Rustam Mehta* met in third grade. From public school in 1988 they followed a similar but not identical path. Both studied history and worked in the arts before becoming designers and this has been important to their young firm, **GRT Architects**. *Tal* and *Rus* believe their best work comes from a process that makes time to read and write before putting pencil to paper. They have a feeling that truth may be more interesting than fiction, that a nuanced read of a city, building or material won't fail to establish a unique approach to a project. Since coming together in 2014, *Tal* and *Rus* have slowly grown their Brooklyn office to a staff of six, who engaged in an increasingly broad range of projects. Their work has expanded from an early focus on adapting historically unique buildings in New York City to include collaborations with artists and galleries, commercial and hospitality spaces across the US, product design, volunteer work and teaching.

After work, *Tal* and *Rus* make and fix things by hand. As they develop their firm they look for opportunities to do so as architects. Many GRT projects feature detailed elements prototyped in-house which seek to extend the visual language of their architecture in the spirit of *gesamtkunstwerk*. Recent projects have included custom wall and table lamps making use of marble off-cuts, as well as custom brass hardware and furniture designs. In 2018 GRT collaborated with Kaza Concrete on *Flutes and Reeds*, a line of cast concrete tiles that reconsider these eponymous surface embellishments seen on classical columns. *Tal* and *Rus* teach a course at Columbia University's Graduate School of Architecture Preservation and Planning on designing and casting tiles based on historical visual research.




Flutes & Reeds
Triple Flute 2A | 2C | 2D
Total Eclipse | Black

SINGLE FLUTE

FLUTES & REEDS

FLUTES & REEDS
SINGLE FLUTE 1A | 1B | 1C
Hello Eternity | White



SINGLE FLUTE
1A



SINGLE FLUTE
1B



SINGLE FLUTE
1C



SINGLE FLUTE
1U | 1V



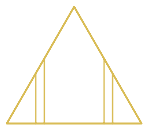
TRIPLE FLUTE

FLUTES & REEDS

FLUTES & REEDS
TRIPLE FLUTE 2A | 2D
Hello Eternity | White



TRIPLE FLUTE
2A



TRIPLE FLUTE
2B



TRIPLE FLUTE
2C



TRIPLE FLUTE
2D



TRIPLE FLUTE
2W | 2X



TRIPLE FLUTE
2Y | 2Z







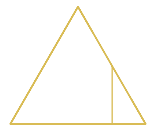
FLUTES & REEDS
SINGLE FLUTE 1A | 1B | 1C
TRIPLE FLUTE 2A | 2B | 2C
Hello Eternity | White
Scenic Canyon | White sand

SINGLE REED

FLUTES & REEDS



SINGLE REED
3A




SINGLE REED
3Y | 3Z




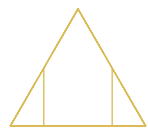
FLUTES & REEDS
SINGLE REED 3A
Hello Eternity | White

TRIPLE REED

FLUTES & REEDS



TRIPLE REED
4A



TRIPLE REED
4Y | 4Z



FLUTES & REEDS
TRIPLE REED 4A
Hello Eternity | White



FLUTES & REEDS
SINGLE REED 3A
TRIPLE REED 4A


Advanced Serum | Pastel claret
Surreal Resonance | Rose beige

COLLECTION *FLOOR TILES*

Building on KAZA's progressive design and moulding expertise, the *floor tile collection* represents a new form of geometric and organic modularity, combined with a mix of exciting terrazzo and plain concrete surfaces. Full customization options in terms of the tile's shape, stones and colours, plus excellent slip and abrasion resistance properties, make this collection an ideal choice for architects and designers to create one of a kind contemporary feature floors for generations.



ZAGSONE
TR03 | Terrazzo
T86 | Bespoke Terrazzo



ZAGSONE
TERRAZZO FINISH



ZAGSONE
CONCRETE FINISH



ZAGSONE
1

Zagstone is available both in terrazzo and concrete finish. Tiles can be applied to wall and floor surfaces as well. Bespoke options regarding colouration are available.

ZAGSONE



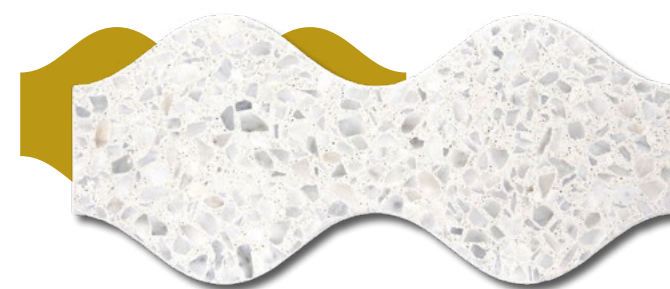

DOCUMENTA (13)

Pattern Palettes
A Comprehensive Guide to Choosing the
ESSENTIAL PRINCIPLES OF CMF DESIGN
COMFORT ZONE
ZOOM/TPU INTERIOR DESIGN FROM ISTANBUL
MERLIN COOKBOOK
Interior Products from Sketch to Use


ZAGSONE
Subtle Euphoria | Salmon pink
Moon Garden | Light grey
Seascape Allure | Night blue

LARILLE

Hello Eternity | White
Holistic Approach | Silk grey
Moon Garden | Light grey



LARILLE
TERRAZZO FINISH



LARILLE
CONCRETE FINISH



LARILLE
1

Larille is available both in terrazzo and concrete finish. Tiles can be applied to wall and floor surfaces as well. Bespoke options regarding colouration are available.

LARILLE




LARILLE
TRO7 | Terrazzo




LUMINAT


Advanced Serum | Pastel claret
Next to Everything | Olive brown
Scenic Canyon | White sand



LUMINAT
TERRAZZO FINISH



LUMINAT
CONCRETE FINISH



LUMINAT

Luminat is available both in terrazzo and concrete finish. Tiles can be applied to wall and floor surfaces as well. Bespoke options regarding colouration are available.

LUMINAT



LUMINAT
TRO7 | Terrazzo
TRO8 | Terrazzo





DIALOMB

TR05 | Terrazzo
TR06 | Terrazzo



DIALOMB
TERRAZZO FINISH



DIALOMB
CONCRETE FINISH



DIALOMB

Dialomb is available both in terrazzo and concrete finish. Tiles can be applied to wall and floor surfaces as well. Bespoke options regarding colouration are available.

DIALOMB

DIALOMB


Surreal Resonance | Rose beige

Poetic Union | Khaki beige

Velvet Serenity | Brownish grey




WEAVE
TR01 | Terrazzo



WEAVE
TERRAZZO FINISH



WEAVE
CONCRETE FINISH



WEAVE

Designer of Weave, **Note** is a Stockholm-based studio of design founded in 2008 working within the fields of architecture, interiors, products, graphic design and design strategy.

Weave is available both in terrazzo and concrete finish. Tiles can be applied to wall and floor surfaces as well. Bespoke options regarding colouration are available.





WEAVE

Seethrough Nature | Pastel yellow
Velvet Serenity | Brownish grey



EXODYN


TRO4 | Terrazzo
Scenic Canyon | White sand
Velvet Serenity | Brownish grey



EXODYN
TERRAZZO FINISH



EXODYN
CONCRETE FINISH



EXODYN

Exodyn is available both in terrazzo and concrete finish. Tiles can be applied to wall and floor surfaces as well. Bespoke options regarding colouration are available.

EXODYN



EXODYN


TRO1 | Terrazzo

Moon Garden | Light grey



HETHEA

TRO2 | Terrazzo
TRO5 | Terrazzo
TRO6 | Terrazzo



HETHEA
TERRAZZO FINISH



HETHEA
CONCRETE FINISH



HETHEA

Hethea is available both in terrazzo and concrete finish. Tiles can be applied to wall and floor surfaces as well. Bespoke options regarding colouration are available.

HETHEA


HETHEA

Next to Everything | Olive brown
Marine Muse | Patina green



ALYSS

Moon Garden | Light grey
Night Straight | Dark grey
TR06 | Terrazzo



ALYSS
CONCRETE FINISH



ALYSS
TERRAZO FINISH



ALYSS
1




ALYSS
2



ALYSS
3

Alyss is available both in terrazzo and concrete finish. Tiles can be applied to wall and floor surfaces as well. Bespoke options regarding colouration are available.


Please note that only element (2) is available in terrazzo finish, the other two elements (1), (3) are available only in concrete surface.





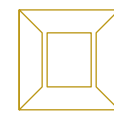
ALYSS

Moon Garden | Light grey
Night Straight | Dark grey
TR06 | Terrazzo




HERBAL HILL



Bespoke terrazzo | Mixed technique



HERBAL HILL
1



HERBAL HILL
2



Herbal Hill was originally designed for a refurbishment project in Clerkenwell, London, UK. The original industrial interior of the building was complemented by KAZA floor tiles to convert into a luxury office space. The Herbal Hill tile series consists of a square and a rectangular shape, which can be used separately or in combination, opening up the opportunity for endless layout arrangement options in a range of natural pigmented colors. Tiles are manufactured by applying a mixed technique: first, a dimensional surface is cast, then, after curing, the elevated part of the design is ground and polished in order to expose natural stone chips, while the recessed area within the same element remains smooth. The resulting combination, beyond the poetic meaning of honest materiality, is a next level terrazzo and a pledge to timeless design.


HERBAL HILL

HERBAL HILL

Bespoke terrazzo | Mixed technique



PLAIN
TR05 | Terrazzo



PLAIN
TERRAZZO FINISH



PLAIN
CONCRETE FINISH

Plain tiles are available both in terrazzo and concrete finish. Tiles can be applied to wall and floor surfaces as well. Bespoke options regarding colouration are available.



PLAIN

TR06 | Terrazzo

Private clinic
Brisbane, AU



BESPOKE

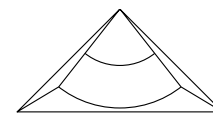

Bespoke projects in collaboration with KAZA.



KAZA CONCREATE

KAZA Bespoke Service enables any designer, architect or professional involved in a project to create a unique concrete tile for a given architectural space, starting from a surface of 25 m². Bespoke projects mean bespoke product developments. Whether it's a special colour, a certain texture, an unusual shape, or only an inspiration, **KAZA CONCREATE** facilitates collaboration between architects, designers and KAZA in order to find the best solution for each individual project. The workshop where all ideas are turned into concrete. **KAZA CONCREATE** carries out research, tests different options and creates prototypes. KAZA also offers professional consultation free of charge regarding colour, pattern and style, which means that even without the necessary experience regarding 3D surface design, a contemporary concrete tile can be created bespoke to your exact needs. In a matter of a couple of weeks, KAZA will manufacture the prototype of your tile and send it for approval. ***This is the art of creating unique contemporary concrete tiles.***


RUSSELL SQUARE HOUSE
BESPOKE 3D
Night Straight | Dark grey




RUSSELL SQUARE HOUSE
1



RUSSELL SQUARE HOUSE
2

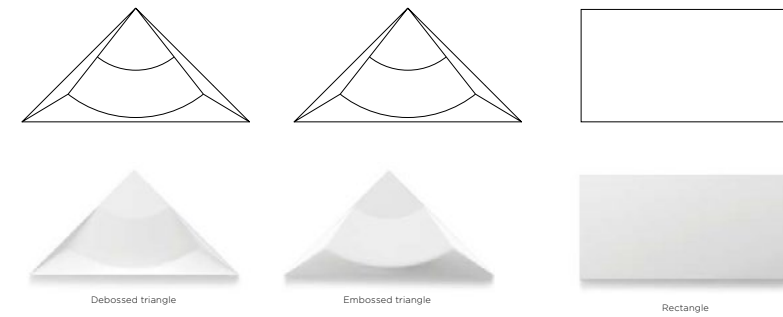
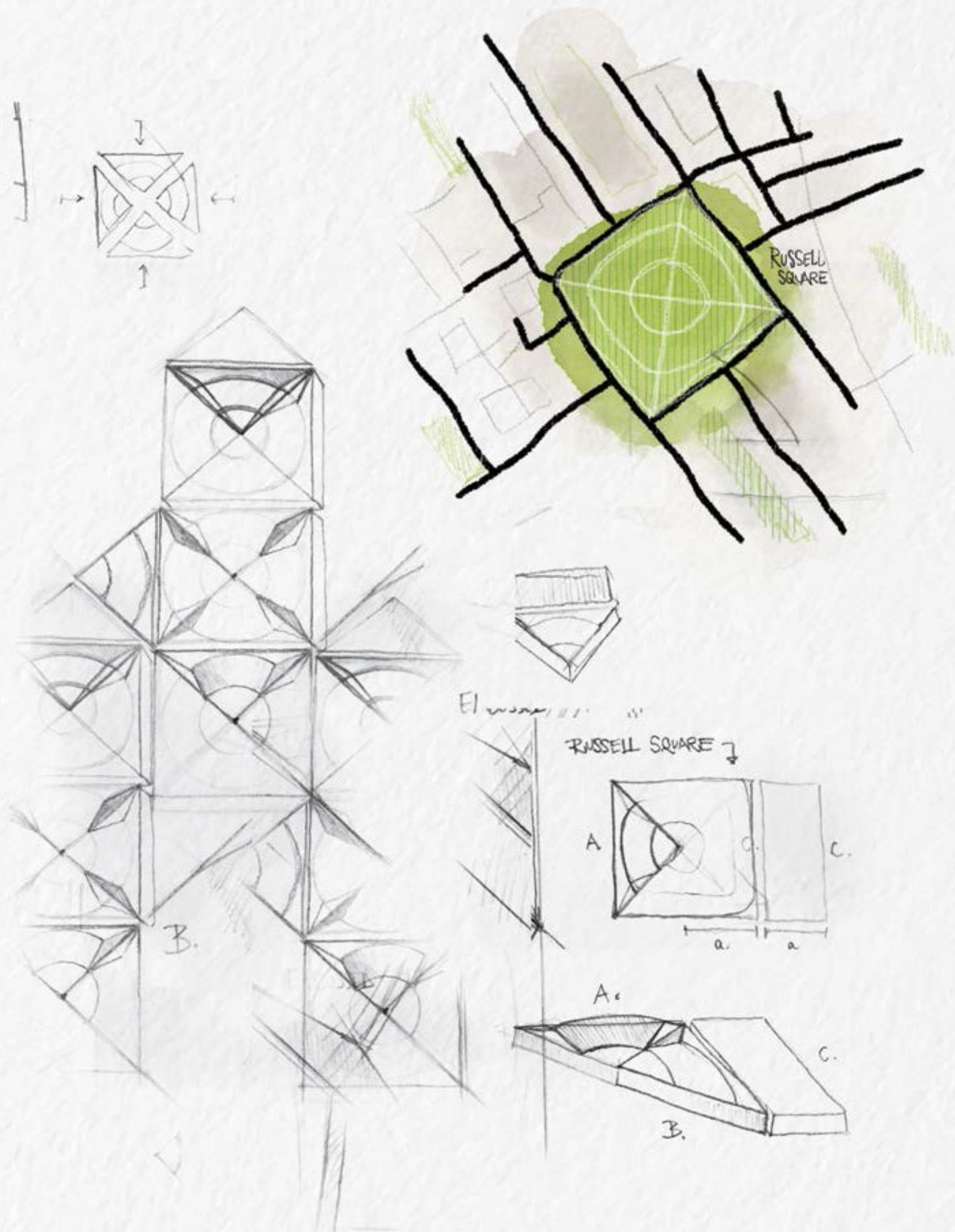


Stiff + Trevillion were commissioned to design and implement the extension and full refurbishment of the property resulting in 200m² NIA retail and 6,000 m² NIA of new grade A office accommodation. For the tiles they drew their inspiration from the shape of **Russell Square**, where the building is located at. Their aim was to interpret the symbolic contour of the square into 3D forms.



RUSSELL SQUARE HOUSE

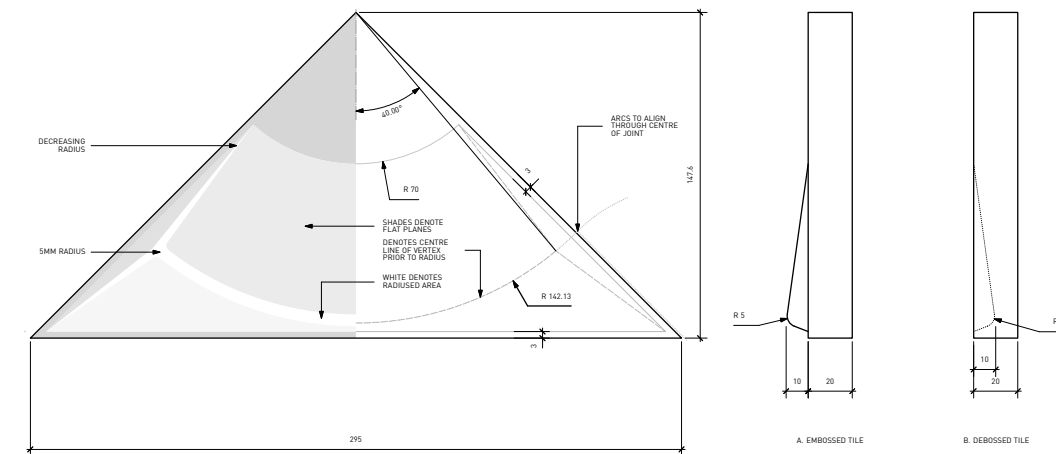
BY STIFF + TREVILLION



THE TILE

The KAZA tile is created using a propriety mould making process that allows for the creation of multi-dimensional shapes of various sizes. A KAZA tile can essentially be moulded into any shape an artist or designer creates, allowing for textures that were previously not thought possible.

For this project, the design is composed of three tiles, rigorously measured to make cutting unnecessary. The final arrangement reflects the location of the building throughout its interior.



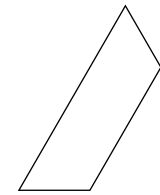
RUSSELL SQUARE HOUSE



BESPOKE 3D
Holistic Approach | Silk grey
Russell Square House
London, UK

MOZATA BESPOKE TILES

Holistic Approach | Silk grey
Bespoke green
Bespoke metallic | Gold



MOZATA
1



MOZATA
2



MOZATA
3





MOZATA
4



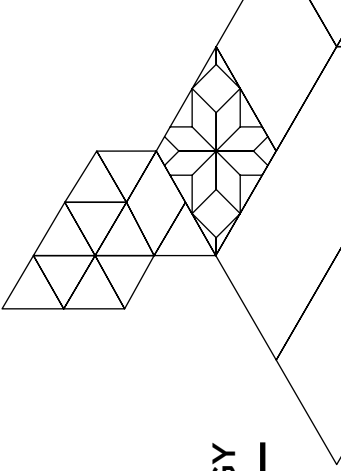
MOZATA
5



MOZATA
3D



The Mozata Authentic Lebanese Restaurant (opened in 2019) is located in the heart of Budapest, in one of the vibrant promenades of the center. The location already determined a unique high quality interior design in which the client was not only a partner but a driving force. KAZA was commissioned to design a unique wall-tile pattern which harmonizes with the brand identity & reflects on the spirited atmosphere of the arabic world. The interior design concept was based around a 2 storey high core wall, which covers all the service areas of the restaurant. This wall is basically the background of the restaurant and the task was to bring life to it. The project included several challenges: the endings of the core wall were curved and the applied pattern must be tessellating thus could not include any fraction. The base concept was to implement the geometric logo of the restaurant into a pattern. This gave the opportunity to work with several geometric forms which can be used together and separately as well. The base of the scaling was the smallest element so it can be applied to the curved surfaces. This resulted in a playful and unique pattern which was completed with the random use of the branding colours. The composition consists mostly flat tiles complemented with some 3d elements which reflect on an arabesc motif. The collection includes 6 different pieces. The smallest can be applied perfectly to the curved wall as a 'mosaic' tile, meanwhile the bigger elements give a certain playful vibe to the greater areas. In the pattern an arabic literate can identify the word: Mozata thanks to the applied layout and to the use of colours.



BY SARA VILMA NAGY

MOZATA

mozata

MOZATA BESPOKE TILES

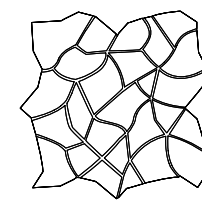
Holistic Approach | Silk grey

Bespoke green


Bespoke metallic | Gold

Mozata Authentic Lebanese Restaurant
Budapest, HU

**CRACKED EARTH
BESPOKE 3D**
Moon Garden | Light grey



CRACKED EARTH
1



CRACKED EARTH
2

Debuting at the RHS Chelsea Flower Show 2014 in *Hugo Bugg's* gold medal winning RBC Waterscape Garden, **Cracked Earth** concrete floor mosaic is an extraordinary bespoke floor surfacing solution set in an innovative and sustainable design environment. *Hugo Bugg* designed the Waterscape Garden, one of 16 showgardens for RHS Chelsea Flower Show 2014 to highlight global water issues, by imitating nature's way of slowing down water. To establish the main theme, *Bugg* designed a seamless cracked earth hard floor as a feature of the garden. Drawing inspiration from the parched effects caused by extreme global weather, the design is layered with naturally-occurring geometric patterns. KAZA, working closely with *Bugg*, designed the technical background and manufactured the seamless Cracked Earth motif in refined and reinforced concrete mosaic tiles. Two different types of mosaic-like elements make up the Cracked Earth pattern. They comprise 54 different small cracked earth pieces, each individually manufactured, surface treated and applied to a carrier layer. This allows for a quick and easy installation, without permanent fixing to the ground, yet creating a seamless arrangement. The concave surface of each individually shaped small piece perfectly captures the result of the natural drying-out process, sculpted in a way that shows how water finds its way out over one edge of the object and further down through the cracks, gradually permeating the ground. This way the tiles become part of the permeable level in the overall water flow system and dry much faster. "The visual effect is so profound because of the expert application of technology-based crafts and an honest approach to the design."—says KAZA co-founder *Peter Oszko*. Cracked Earth mosaic is an ideal surfacing solution for the courtyards, terraces and walkways of contemporary commercial environments where the floor covering is designed to leave visitors with a bold impression, raise questions and ensure a smooth walking experience. Installation of the object on vertical surfaces is also possible both indoors and outdoors, and serves as a nature-inspired contemporary feature wall for such as a museum or university campus. *Bugg's* colour choice of light grey—originally named Moon Garden—adds a layer of weightlessness to the contemporary concept and shows how sustainable designs can be elegant.

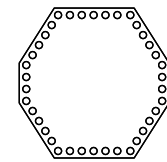


**CRACKED EARTH
BESPOKE 3D**

Moon Garden | Light grey

Chelsea Flower Show
London, UK


PHILANTHIA
BESPOKE 3D
Bespoke colours



PHILANTHIA
1




PHILANTHIA
2



Philanthia is the only, still functioning Art Nouveau flower shop in Europe, decorated with original murals and carved mouldings found along a pedestrian street in central Budapest. The listed building is over 100 years old and the shop is still blooming as it has throughout time. Philanthia, which translates as ‘the love of flowers’, has undergone a complete renovation and extension in 2014. As part of the renovation, KAZA was commissioned to redefine and recreate the floor tiling for the extended shop floor to achieve a homogeneous overall look. KAZA recreated the authentic floor tiling using the original designs and taking into consideration the style and evergreen atmosphere of this gem in the heart of Budapest. The new tile design takes the exact dimensions of the old cement tiles and uses colours derived from the original but in a slightly different arrangement. The installation uses two tiles with different shapes and patterns forming the overall design, both taking inspiration from the original, with added soft texture to the surface. It not only brings extra interest to the floor, but also increases slip resistance in this high traffic area. The colour of the larger format corresponds to that of the old one, while the tone of the small element stems from the colour of the Jugendstil pattern on the original piece. The project took two months to complete from concept to installation. It is an example of how KAZA’s bespoke tile design and manufacturing service can be perfectly utilised for the renovation of listed buildings in order to preserve and at the same time, bring new life to our historic buildings for generations to come.

PHILANTHIA



ORIGINAL TILE - BEFORE

Original colours

Philanthia Art Nouveau Flower Shop
Budapest, HU

BESPOKE 3D - AFTER

Bespoke colours

Philanthia Art Nouveau Flower Shop
Budapest, HU

SURFACES & COLOURS

Concrete material - and how it's made at KAZA.

Concrete has had somewhat of a renaissance in recent times. Known for its strength, versatility, durability and an impressive list of other unique qualities, concrete is one of the most useful and ubiquitous building materials of the past nearly two centuries.

KAZA's proprietary formula exposes the true potential of concrete, reaching beyond utility into artistically refined applications that are stronger and more durable.

All of the tiles are **fibre reinforced** concrete mixture, perfected with marble powder to achieve great durability and additives for completely smooth surfaces.

KAZA is using a formulation that consists of the traditional elements in concrete which is cement with different aggregates, natural pigments, and water.

When it comes to cement, we use a **special white cement** (Portland white) which is important when it comes to colouring the tiles later. (aesthetics - providing precise, vivid colours)

Aggregates are the second major components of our concrete mix (they make up 60-70% of it). These are mostly sand and pebbles - clean materials found in nature. They serve as reinforcement and their use has economic benefits. Without them, cement is a fragile material that shrinks and breaks easily. Additionally, 10% marble powder in the mixture maximises the compression strength of our products, and it's also a good selling point.

Fibre is definitely needed in concrete mixes to avoid cracking. We use glass fibres which makes the material stonger and durable, add a structure and protect the concrete from shrinkage and extreme temperatures.

By adding **additives** to a concrete mixture in its liquid state, we can create any type of product we want to achieve.


We can control:

Porosity, which helps the product to deal with freeze-thaw cycles. The more air you have in a concrete mixture, the more room there is for movement, and so it doesn't crack the product.

Plasticity, which is the most important feature when it comes to design concrete - it gives the ability to take the form of a mould completely.



KAZA
base colour palette (through body)

 HELLO ETERNITY <i>white</i> RAL 9003*	 SCENIC CANYON <i>white sand</i> RAL 9001*	 SEETHROUGH NATURE <i>pastel yellow</i> RAL 1015*	 SUBTLE EUPHORIA <i>salmon pink</i> RAL 3012*
 HOLISTIC APPROACH <i>silk grey</i> RAL 9002*	 SURREAL RESONANCE <i>rose beige</i> Pantone 7604 U*	 EVOCATIVE SENCHA <i>olive green</i> RAL 1020*	 ORGANIC ZEST <i>orange terracotta</i> Pantone 721 U*
 MOON GARDEN <i>light grey</i> RAL 7040*	 VELVET SERENITY <i>brownish grey</i> RAL 7036*	 NEXT TO EVERYTHING <i>olive brown</i> RAL 1019*	 ADVANCED SERUM <i>pastel claret</i> Pantone 2341 U*
 RELIABLE SHAMAN <i>cement grey</i> RAL 7045*	 ILLUMINATING SOLITUDE <i>mud grey</i> RAL 7038*	 REWARDING PEACE <i>light blue</i> Pantone 537 U*	 INTUITIVE AURA <i>lilac blue</i> Pantone 664 U*
 NIGHT STRAIGHT <i>dark grey</i> RAL 7046*	 POETIC UNION <i>khaki beige</i> RAL 7032*	 BREEZE CATCHER <i>blue green</i> Pantone 2164 U*	 HEALING ASPIRATION <i>pigeon blue</i> Pantone 7682 U*
 TOTAL ECLIPSE <i>black</i> RAL 7011*	 WEEKEND HAVEN <i>pale green</i> Pantone 5655 U*	 MARINE MUSE <i>patina green</i> Pantone 5585 U*	 SEASCAPE ALLURE <i>night blue</i> Pantone 7685 U*

KAZA
special colour palette (through body)

 BRIGHT PRESENCE <i>sunshine yellow</i> Pantone 141 U*	 EASY MIND <i>ocean turquoise</i> RAL 6034*	 DEEP BREATH <i>forest green</i> RAL 6010*	 SPANISH COTTO <i>terracotta</i> RAL 8004*
---	--	---	---

KAZA
metallic colors

 DRIZZLING FRAGRANCE <i>rose gold</i>	 SURPRISE CRUISE <i>beige metallic</i>	 MUTUAL ATTRACTION <i>dark ore</i>	 MAJESTIC SCIENCE <i>light silver</i>
 INHERITED SERENDIPITY <i>gold</i>	 FIREFALL FESTIVAL <i>bronze</i>	 INNER SELF <i>terracotta metallic</i>	

* Closest RAL or Pantone reference code
Bespoke options regarding colouring are available!
Contact us for more information.

The historical predecessor of terrazzo, known as **Venetian terrazzo**, is a composite flooring material that had been used in Italian architecture several hundred years ago. Leftover marble pieces were placed in clay or lime glue and were grinded flat to produce a durable walking surface. The addition of different sized marble chips to the mixture resulted in aesthetically intriguing surfaces that, combined with the material's exceptionally high resistance to wear, gained popularity throughout the centuries.

Over the past few years, terrazzo has made a big **comeback** in interior architecture due to newly discovered methods and products used to protect terrazzo surfaces from stains, and the availability of precast, grinded terrazzo panels that do not need in situ grinding.

The manual production of **precast KAZA terrazzo tiles** allows craftsmen to pay attention to the slightest details during manufacture.

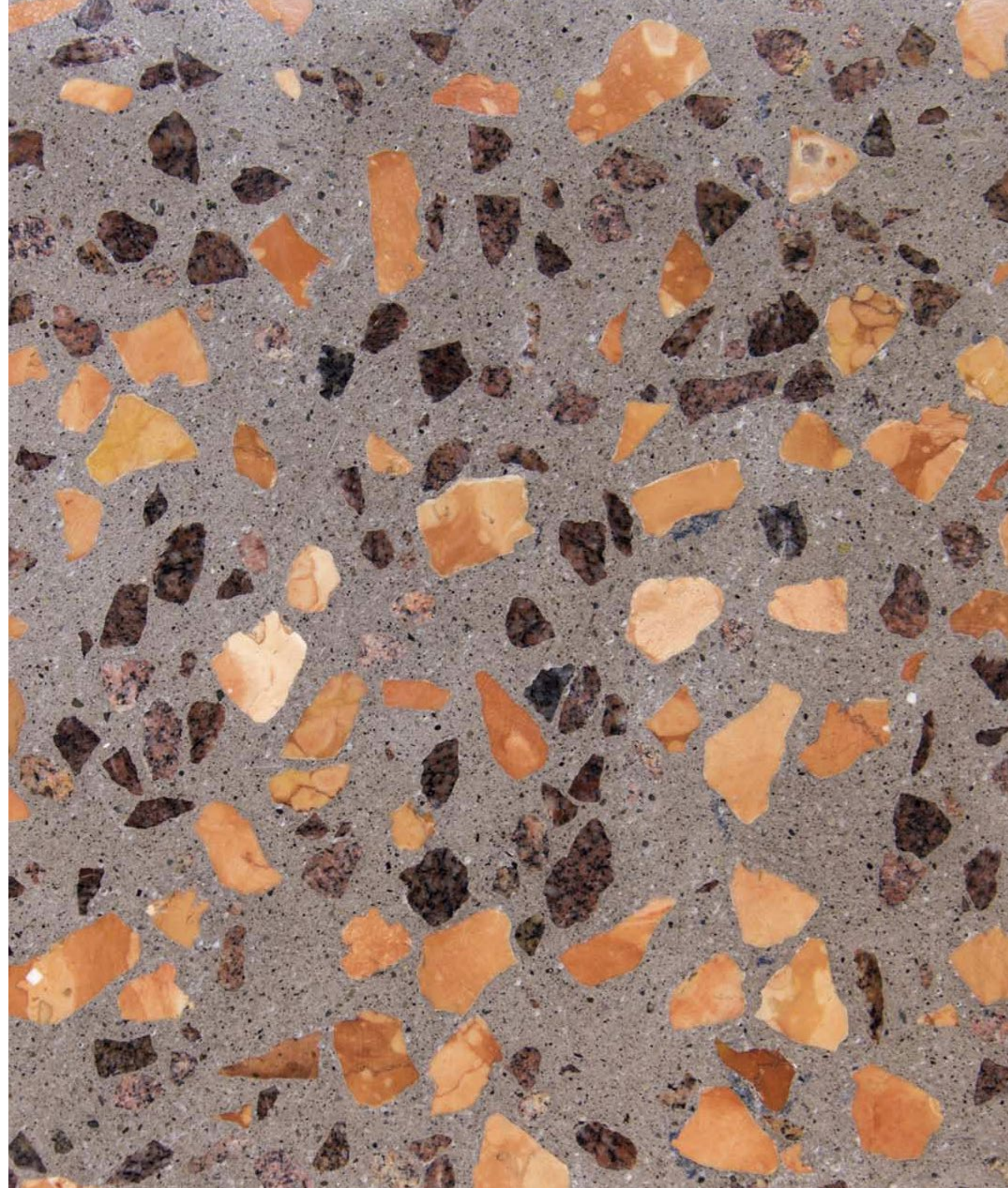
The body of terrazzo is created by mixing natural stones and minerals such as marble chips, ground basalt, pieces of granite or glass with Portland cement and natural oxide pigments that give the base colour its hue and saturation. The admixture is formed by moulds that define the final shape of the panels.

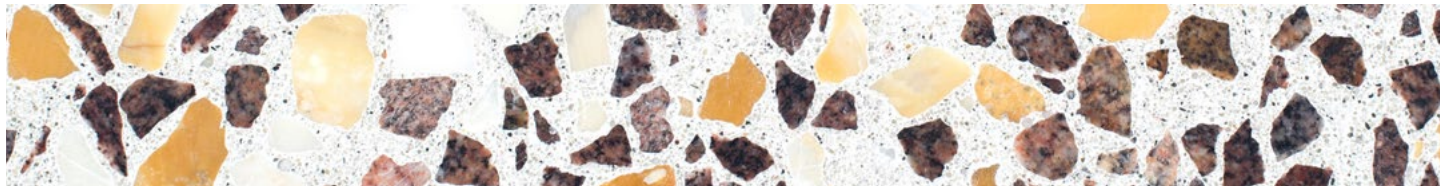
The distinctive terrazzo surface that exposes the **crosssection of aggregates** within the concrete mixture is obtained through a specific process of grinding and polishing.

In the first step, a low grit abrasive is used to remove the thin layer of cement that covers the aggregates, revealing the largest possible cross-section of the aggregates. Following this, an abrasive with higher grit is used to remove scratches left by the grinding process. Afterwards, the terrazzo surface is polished with a very fine abrasive in order to **maximise durability and aesthetics**. Using polishing categorized according to grit size makes it possible to create a perfectly smooth and resistant surface.

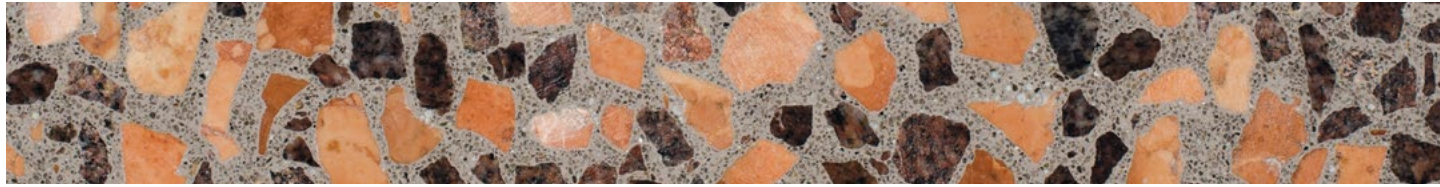
As a **final step** the polished surface is treated with a water-based or solventbased sealer to completely protect against stains and to enhance the natural colours and textures of the concrete and the aggregates.

KAZA terrazzo tiles and panels can also be ordered in their semi-finished state for in situ grinding and polishing.






TR01
base colour: TC05 | Silk grey



TR02
base colour: TC10 | Brownish grey



TR03
base colour: TC21 | Black



TR04
base colour: TC14 | Mud grey



TR05
base colour: TC18 | Khaki beige




TR06
base colour: TC06 | Rose beige




TR07
base colour: TC01 | White



TR08
base colour: TC21 | Black



			
TC01 <i>white</i>	TC02 <i>white sand</i>	TC03 <i>pastel yellow</i>	TC04 <i>salmon pink</i>
			
TC05 <i>silk grey</i>	TC06 <i>rose beige</i>	TC07 <i>olive green</i>	TC08 <i>orange terracotta</i>
			
TC09 <i>light grey</i>	TC10 <i>brownish grey</i>	TC11 <i>olive brown</i>	TC12 <i>pastel claret</i>
			
TC13 <i>cement grey</i>	TC14 <i>mud grey</i>	TC15 <i>light blue</i>	TC16 <i>lilac blue</i>
			
TC17 <i>dark grey</i>	TC18 <i>khaki beige</i>	TC19 <i>blue green</i>	TC20 <i>pigeon blue</i>
			
TC21 <i>black</i>	TC22 <i>pale green</i>	TC23 <i>patina green</i>	TC24 <i>night blue</i>

Any **colour** from the KAZA colour palette is applicable as a base of the terrazzo. We can also mix & match any bespoke colour upon request.



DIALOMB
TR05 | Terrazzo
TR06 | Terrazzo



Bianco Carrara marble
Italy | 8-12 mm



Bianco Carrara marble
Italy | 8-5 mm



Bianco Carrara marble
Italy | 3-5 mm



Limestone - greys
Austria | 8-12 mm



Golden Ocher marble
Austria | 8-12 mm



Black basalt
Austria | 8-12 mm



Black basalt
Austria | 2-4 mm



Pink - yellow limestone
8-12 mm



Red marble - Tardos
Hungary | 8-12 mm



Rosso Verona marble
Italy | 8-12 / 12-16 mm



Siena yellow marble
Austria | 8-12 mm



Gravel
4-8 / 1-3 mm



Verde Alpi marble
Italy | 12-16 mm



Red granite
8-12 mm

Any **aggregate** is available from the selection above in various pebble sizes. In a terrazzo mix, more than one type of aggregate can be applied.



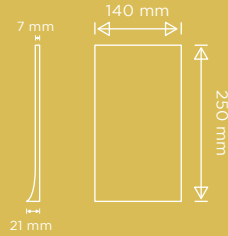
AGGREGATES
Black basalt
Red granite
Bianco carrara marble

3D TILE COLLECTION

For additional information, please refer to the downloadable technical sheets at each design's own page found on our website.

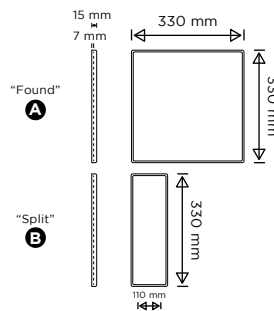
FLIP *5 different forms, more information on our website by KAZA

DIMENSIONS THICKNESS	140 mm x 250 mm / 5.51" x 9.84"	7 mm / 0.28" to 21 mm / 0.83"
AREA	28.57 pcs/m ² / 2.65 pcs/sf	0.04 m ² /pc / 0.38 sf/pc
WEIGHT	0.65 kg/pcs / 1.43 lb/pcs	18.57 kg/m ² / 3.80 lb/sf



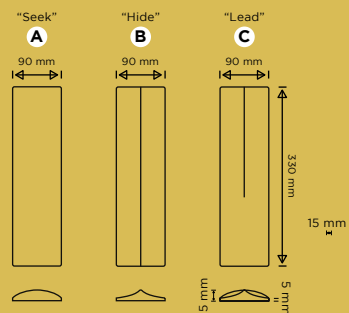
SPLIT *2 different forms, more information on our website by KAZA

DIMENSIONS THICKNESS	A 330 mm x 330 mm / 12.99" x 12.99" B 110 mm x 330 mm / 4.33" x 12.99"	7 mm / 0.28" to 15 mm / 0.59"
AREA	A 9.18 pcs/m ² / 0.85 pcs/sf B 27.55 pcs/m ² / 2.56 pcs/sf	A 0.109 m ² /pc / 1.17 sf/pc B 0.036 m ² /pc / 0.39 sf/pc
WEIGHT	A 1.94 kg/pc / 4.28 lb/pc B 0.65 kg/pc / 1.43 lb/pc	A 17.81 kg/m ² / 3.64 lb/sqf B 17.91 kg/m ² / 3.66 lb/sqf



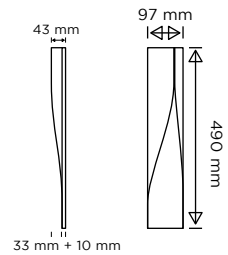
ITHACA *3 different forms, more information on our website by KAZA

DIMENSIONS THICKNESS	90 mm x 330 mm / 3.54" x 12.99"	5 mm / 0.19" to 20 mm / 0.79"
AREA	33.67 pcs/m ² / 3.13 pcs/sf	0.030 m ² /pc / 0.32 sf/pc
WEIGHT	A 0.92 kg/pc / 2.03 lb/pc B 0.74 kg/pc / 1.63 lb/pc C 0.83 kg/pc / 1.83 lb/pc	A 30.98 kg/m ² / 6.34 lb/sqf B 24.92 kg/m ² / 5.10 lb/sqf C 27.95 kg/m ² / 5.72 lb/sqf



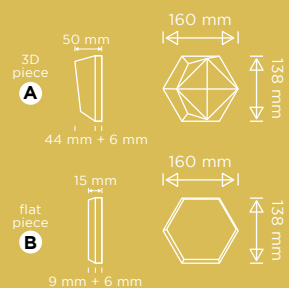
LIQUID FORMS *2 different forms, more information on our website by Aybars Ascı

DIMENSIONS THICKNESS	97 mm x 490 mm / 3.81" x 19.29"	43 mm / 1.7" to 16"
AREA	21.053 pcs/m ² / 1.956 pcs/sqf	0.047 m ² /pc / 0.511 sf/pc
WEIGHT	1.650 kg/pc / 3.637 lb/pc	34.737 kg/m ² / 7.116 lb/sqf



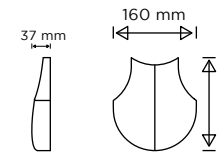
EDGY *2 different forms, more information on our website by Patrycja Domanska & Tanja Lightfoot

DIMENSIONS THICKNESS	160 mm x 138 mm / 6.29" x 5.43"	A 50 mm / 1.96" B 15 mm / 0.59"
AREA	60.606 pcs/m ² / 5.810 pcs/sf	0.016 m ² /pc / 0.178 sf/pc
WEIGHT	A 1.030 kg/pc / 2.271 lb/pc B 0.530 kg/pc / 1.169 lb/pc	A 62.424 kg/m ² / 12.788 lb/sqf B 32.121 kg/m ² / 6.580 lb/sqf



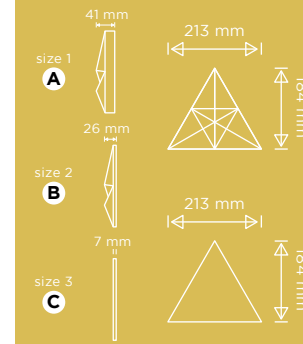
SHINGLE *5 different forms, more information on our website by Patrycja Domanska & Tanja Lightfoot

DIMENSIONS THICKNESS	160 mm x 177 mm / 6.29" x 6.97"	37 mm / 1.46"
AREA	49.020 pcs/m ² / 4.554 pcs/sqf	0.020 m ² /pc / 0.220 sf/pc
WEIGHT	1.180 kg/pc / 2.602 lb/pc	57.843 kg/m ² / 11.849 lb/sqf



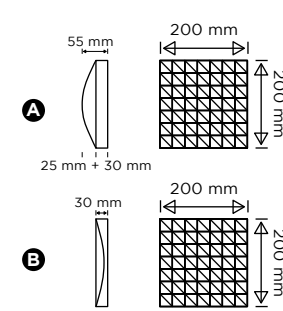
TRE *9 different forms, more information on our website by Levi Fignar, Next Ship

DIMENSIONS THICKNESS	A B C 213 mm x 184 mm / 8.35" x 7.24" half piece: 106 mm x 184 mm / 4.17" x 7.24"	A 26 mm / 1" B 41 mm / 1.61" C 7 mm / 0.28" half piece: 7 mm / 0.28"
AREA	A B C 51.282 pcs/m ² / 4.764 pcs/sqf half piece: 103.093 pcs/m ² / 9.578 pcs/sqf	A B C 0.019 m ² /pc / 0.210 sf/pc half piece: 0.009 m ² /pc / 0.104 sf/pc
WEIGHT*	A 1.270 kg/pc up to 1.410 kg/pc 2.800 lb/pc up to 3.109 lb/pc B 0.590 kg/pc up to 0.740 kg/pc 1.301 lb/pc up to 1.632 lb/pc	A 30.256 kg/m ² up to 37.949 kg/m ² 6.198 lb/sqf up to 7.774 lb/sqf B 65.128 kg/m ² up to 72.308 kg/m ² 13.341 lb/sqf up to 14.812 lb/sqf



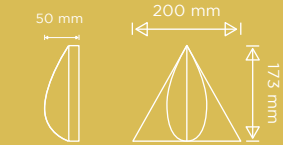
CRISP *3 different forms, more information on our website by Levi Fignar, Next Ship

DIMENSIONS THICKNESS	200 mm x 200 mm / 7.87" x 7.87"	A 55 mm / 2.17" B 30 mm / 1.18"
AREA	25.000 pcs/m ² / 2.32 pcs/sf	0.040 m ² /pc / 0.431 sf/pc
WEIGHT	A 3.600 kg/pc / 7.938 lb/pc B 1.650 kg/pc / 3.638 lb/pc	A 90.000 kg/m ² / 18.436 lb/sqf B 41.250 kg/m ² / 8.450 lb/sqf



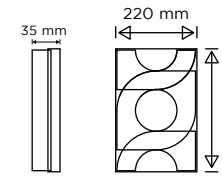
SEED *3 different forms, more information on our website by Gillian Blease

DIMENSIONS THICKNESS	200 mm x 173 mm / 7.87" x 6.77"	50 mm / 1.96"
AREA	57.803 pcs/m ² / 5.370 pcs/sqf	0.017 m ² /pc / 0.186 sf/pc
WEIGHT	0.800 kg/pc / 1.764 lb/pc	46.243 kg/m ² / 9.473 lb/sqf




VINE *2 different forms, more information on our website by Gillian Blease

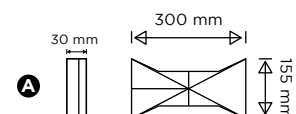
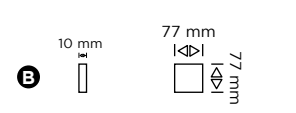
DIMENSIONS THICKNESS	220 mm x 330 mm / 8.66" x 13"	35 mm / 1.38"
AREA	13.774 pcs/m ² / 1.280 pcs/sqf	0.073 m ² /pc / 0.781 sf/pc
WEIGHT	2.350 kg/pc / 5.182 lb/pc	32.369 kg/m ² / 6.631 lb/sqf



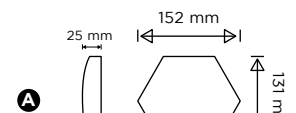

BURST *2 different forms, more information on our website by Rough Front

DIMENSIONS THICKNESS	345 mm x 300 mm / 13.58" x 11.81"	10 mm / 0.39"
AREA	12.887 pcs/m ² / 1.197 pcs/sf	0.077 m ² /pc / 0.835 sf/pc
WEIGHT	1.390 kg/pc / 3.065 lb/pc	17.912 kg/m ² / 3.669 lb/sqf

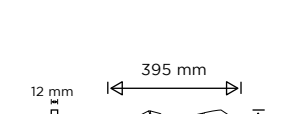


QUADILIC		*2 different forms, more information on our website	by Ilan Garibi
	DIMENSIONS THICKNESS	A 300 mm x 155 mm / 11 ¹³ / ₁₆ " 6 ² / ₁₆ " B 77 mm x 77 mm / 3 ¹ / ₁₆ " 3 ¹ / ₁₆ "	30 mm / 1 ³ / ₁₆ " 10 mm / 6/ ₁₆ "
	AREA	A 31.746 pcs/m ² / 2.949 pcs/sqf B 169.492 pcs/m ² / 15.746 pcs/sqf	A 0.031 m ² /pc / 0.339 sqf/pc B 0.006 m ² /pc / 0.064 sqf/pc
	WEIGHT	A 1.110 kg/pc / 2.448 lb/pc B 0.130 kg/pc / 0.287 lb/pc	A 35.238 kg/m ² / 7.219 lb/sqf B 22.034 kg/m ² / 4.514 lb/sqf

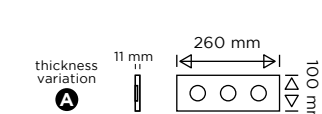
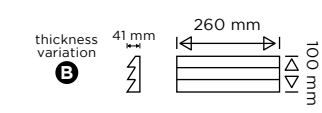
TIBA		*6 different forms, more information on our website	by Tiba Architects Studio
	DIMENSIONS THICKNESS	231 mm x 201 mm / 9 ² / ₁₆ " 7 ¹⁵ / ₁₆ "	A 28 mm up to 51 mm / 1 ² / ₁₆ " up to 1 ¹⁵ / ₁₆ " B 28 mm / 1 ¹⁵ / ₁₆ "
	AREA	28.818 pcs/m ² to 28.902 pcs/m ² 2.677 pcs/sqf up to 2.685 pcs/sqf	0.035 m ² /pc to 0.035 m ² /pc 0.372 sqf/pc up to 0.374 sqf/pc
	WEIGHT	1.510 kg/pc up to 2.524 kg/pc 3.330 lb/pc up to 5.565 lb/pc	43.642 kg/m ² up to 72.738 kg/m ² 8.940 lb/sqf up to 14.900 lb/sqf

WA		*2 different forms, more information on our website	by Sam Frith
	DIMENSIONS THICKNESS	152 mm x 131 mm / 6" 5 ³ / ₁₆ "	25 mm / 1"
	AREA	67.114 pcs/m ² / 6.235 pcs/sf	0.015 m ² /pc / 0.160 sqf/pc
	WEIGHT	A 0.690 kg/pc / 1.521 lb/pc B 0.660 kg/pc / 1.455 lb/pc	A 46.309 kg/m ² / 9.486 lb/sqf B 44.295 kg/m ² / 9.074 lb/sqf

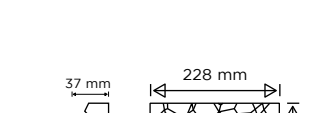
DIVERGE		*5 different forms, more information on our website	by Aimee Munro
	DIMENSIONS THICKNESS	398 mm x 398 mm / 15 ¹¹ / ₁₆ " 15 ¹¹ / ₁₆ "	14 mm / 0 ⁹ / ₁₆ "
	AREA	6.313 pcs/m ² / 0.587 pcs/sf	0.158 m ² /pc / 1.705 sqf/pc
	WEIGHT	3.720 kg/pc up to 4.620 kg/pc 8.203 lb/pc up to 10.187 lb/pc	23.485 kg/m ² up to 29.167 kg/m ² 4.811 lb/sqf up to 5.975 lb/sqf

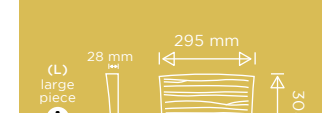

CRACKED EARTH		*2 different forms, more information on our website	by Hugo Bugg
	DIMENSIONS THICKNESS	395 mm x 395 mm / 15 ⁹ / ₁₆ " 15 ⁹ / ₁₆ "	12 mm / 0 ⁸ / ₁₆ "
	AREA	8.389 pcs/m ² / 0.779 pcs/sqf	0.119 m ² /pc / 1.283 sqf/pc
	WEIGHT	3.025 kg/pc / 6.670 lb/pc	25.378 kg/m ² / 5.199 lb/sqf

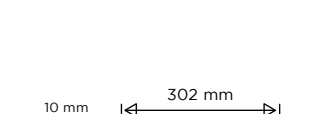
PETAL		*2 different forms, more information on our website	by Akos Horvath
	DIMENSIONS THICKNESS	set: 425 mm x 455 mm / 16 ¹² / ₁₆ " 17 ¹⁵ / ₁₆ "	20 mm / 13/ ₁₆ "
	AREA	set: 10.881 sets/m ² / 1.011 sets/sqf	set: 0.091 m ² /set / 0.989 sqf/set
	WEIGHT	1.835 kg/set / 4.046 lb/set	set: 19.967 kg/m ² / 4.090 lb/sqf

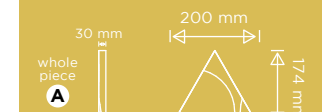
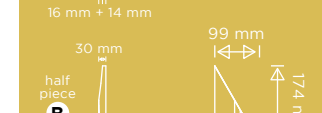
FORM		*7 different forms, more information on our website	by Erica Wakerly
	DIMENSIONS THICKNESS	260 mm x 100 mm / 10 ⁴ / ₁₆ " 3 ¹⁵ / ₁₆ "	A 11 mm / 7/ ₁₆ " B 30 mm / 1 ³ / ₁₆ "
	AREA	38.462 pcs/m ² / 3.573 pcs/sqf	0.026 m ² /pc / 0.280 sqf/pc
	WEIGHT	A 0.540 kg/pc up to 0.590 kg/pc 1.191 lb/pc up to 1.301 lb/pc B 1.085 kg/pc up to 1.180 kg/pc 2.392 lb/pc up to 2.602 lb/pc	A 20.769 kg/m ² up to 22.692 kg/m ² 4.255 lb/sqf up to 4.649 lb/sqf B 41.731 kg/m ² up to 45.385 kg/m ² 8.549 lb/sqf up to 9.297 lb/sqf

FLORENTIN		*2 different forms, more information on our website	by Mercedesz Nagy
	DIMENSIONS THICKNESS	set: 340 mm x 295 mm / 13 ⁶ / ₁₆ " 11 ¹⁰ / ₁₆ "	22 mm / 14/ ₁₆ "
	AREA	set: 13.300 sets/m ² / 1.240 sets/sqf	set: 0.075 m ² /set / 0.809 sqf/set
	WEIGHT	2.015 kg/set / 4.443 lb/set	set: 26.795 kg/m ² / 5.489 lb/sqf

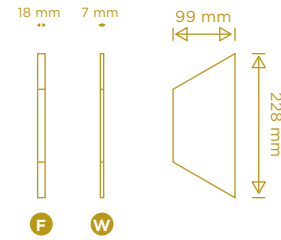
PENTA		*1 form, more information on our website	by Cristina Vezzini
	DIMENSIONS THICKNESS	228 mm x 228 mm / 9" 9"	37 mm / 1 ⁷ / ₁₆ "
	AREA	19.268 pcs/m ² / 1.790 pcs/sf	0.052 m ² /pc / 0.559 sqf/pc
	WEIGHT	2.530 kg/pc / 5.579 lb/pc	48.748 kg/m ² / 9.986 lb/sqf

WEAVE		*3 different forms, more information on our website	by GRT Architects
	DIMENSIONS THICKNESS	A 295 mm x 308 mm / 11 ¹⁰ / ₁₆ " 12 ² / ₁₆ " B 120 mm x 125 mm / 4 ¹² / ₁₆ " 4 ¹⁵ / ₁₆ "	A 28 mm / 1 ² / ₁₆ " B 15 mm / 9/ ₁₆ "
	AREA	A 11.561 pcs/m ² / 1.074 pcs/sqf B 70.423 pcs/m ² / 6.452 pcs/sqf	A 0.086 m ² /pc / 0.931 sqf/pc B 0.014 m ² /pc / 0.153 sqf/pc
	WEIGHT	A 3.765 kg/pc up to 3.795 kg/pc 8.302 lb/pc up to 8.368 lb/pc B 0.365 kg/pc up to 0.375 kg/pc 0.805 lb/pc up to 0.827 lb/pc	A 43.526 kg/m ² up to 43.873 kg/m ² 8.916 lb/sqf up to 8.987 lb/sqf B 25.704 kg/m ² up to 26.408 kg/m ² 5.265 lb/sqf up to 5.410 lb/sqf

VORTEX		*1 different forms, more information on our website	by Walker Zanger
	DIMENSIONS THICKNESS	302 mm x 208 mm / 11 ¹⁴ / ₁₆ " 8 ³ / ₁₆ "	10 mm / 6/ ₁₆ "
	AREA	20.619 pcs/m ² / 1.916 pcs/sf	0.048 m ² /pc / 0.522 sqf/pc
	WEIGHT	0.975 kg/pc / 2.150 lb/pc	20.103 kg/m ² / 4.118 lb/sqf

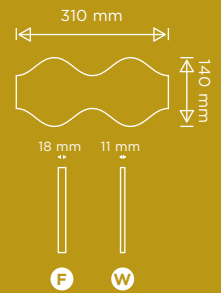
FLUTES & REEDS		*19 different forms, more information on our website	by GRT Architects
	DIMENSIONS THICKNESS	A 200 mm x 174 mm / 7 ¹⁴ / ₁₆ " 6 ¹⁴ / ₁₆ " B 99 mm x 174 mm / 3 ¹⁴ / ₁₆ " 6 ¹⁴ / ₁₆ "	30 mm / 1 ³ / ₁₆ "
	AREA	A 57.471 pcs/m ² / 5.339 pcs/sqf B 116.279 pcs/m ² / 10.803 pcs/sqf	A 0.017 m ² /pc / 0.187 sqf/pc B 0.008 m ² /pc / 0.093 sqf/pc
	WEIGHT	A 0.600 kg/pc up to 1.050 kg/pc 1.323 lb/pc up to 2.315 lb/pc B 0.190 kg/pc up to 0.570 kg/pc 0.419 lb/pc up to 1.257 lb/pc	A 34.483 kg/m ² up to 60.345 kg/m ² 7.064 lb/sqf up to 12.362 lb/sqf B 22.093 kg/m ² up to 66.279 kg/m ² 4.526 lb/sqf up to 13.577 lb/sqf

FLOOR TILE COLLECTION



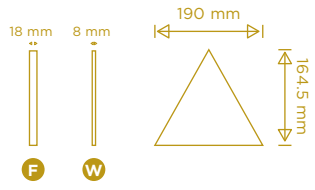
ZAGSONE

DIMENSIONS THICKNESS	99 mm x 228 mm / 3 14/16" x 8 19/16"	F 18 mm / 11/16" W 7 mm / 4/16"
AREA	0.017 m ² /pc / 0.182 sqf/pc	59.171 pcs/m ² / 5.497 pcs/sqf
WEIGHT	F 0.693 kg/pc / 1.527 lb/pc W 0.293 kg/pc / 0.645 lb/pc	F 41.005 kg/m ² / 8.398 lb/sqf W 17.337 kg/m ² / 3.551 lb/sqf



LARILLE

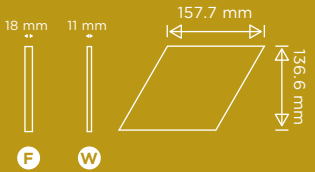
DIMENSIONS THICKNESS	310 mm x 140 mm / 12 3/16" x 5 9/16"	F 18 mm / 11/16" W 11 mm / 7/16"
AREA	0.032 m ² /pc / 0.344 sqf/pc	31.250 pcs/m ² / 2.903 pcs/sqf
WEIGHT	F 1.386 kg/pc / 3.055 lb/pc W 0.840 kg/pc / 1.851 lb/pc	F 43.312 kg/m ² / 8.871 lb/sqf W 26.250 kg/m ² / 5.376 lb/sqf



LUMINAT

*1 form, more information on our website

DIMENSIONS THICKNESS	190 mm x 164.5 mm / 7 9/16" x 6 9/16"	F 18 mm / 11/16" W 8 mm / 5/16"
AREA	0.015 m ² /pc / 0.168 sqf/pc	64.102 pcs/m ² / 5.956 pcs/sqf
WEIGHT	F 0.626 kg/pc / 1.380 lb/pc W 0.283 kg/pc / 0.623 lb/pc	F 40.128 kg/m ² / 8.219 lb/sqf W 18.141 kg/m ² / 3.716 lb/sqf



DIALOMB

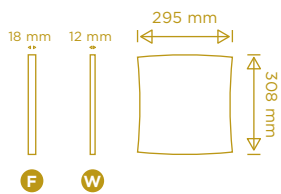
*1 form, more information on our website

DIMENSIONS THICKNESS	157.7 mm x 136.6 mm / 6 3/16" x 5 9/16"	F 18 mm / 11/16" W 11 mm / 7/16"
AREA	0.021 m ² /pc / 0.231 sqf/pc	45.511 pcs/m ² / 4.321 pcs/sqf
WEIGHT*	F 0.888 kg/pc / 1.957 lb/pc W 0.540 kg/pc / 1.190 lb/pc	F 40.414 kg/m ² / 8.277 lb/sqf W 24.576 kg/m ² / 5.034 lb/sqf

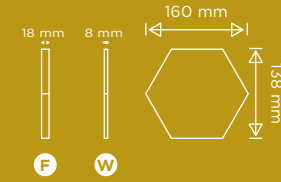
WEAVE

*1 form, more information on our website

by Note Design Studio



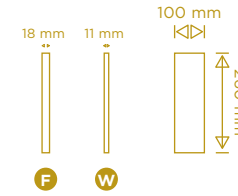
DIMENSIONS THICKNESS	295 mm x 308 mm / 11 10/16" x 12 2/16"	F 18 mm / 11/16" W 12 mm / 8/16"
AREA	0.086 m ² /pc / 0.931 sqf/pc	11.560 pcs/m ² / 1.074 pcs/sqf
WEIGHT	F 3.570 kg/pc / 7.870 lb/pc W 2.145 kg/pc / 4.728 lb/pc	F 41.271 kg/m ² / 8.453 lb/sqf W 24.797 kg/m ² / 5.079 lb/sqf



EXODYN

*1 form, more information on our website

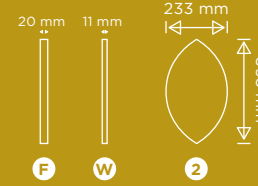
DIMENSIONS THICKNESS	160 mm x 138 mm / 6 5/16" x 5 7/16"	F 18 mm / 11/16" W 8 mm / 5/16"
AREA	0.016 m ² /pc / 0.177 sqf/pc	60.606 pcs/m ² / 5.630 pcs/sqf
WEIGHT	F 0.678 kg/pc / 1.494 lb/pc W 0.306 kg/pc / 0.674 lb/pc	F 41.090 kg/m ² / 8.416 lb/sqf W 18.545 kg/m ² / 3.798 lb/sqf



HETHEA

*1 form, more information on our website

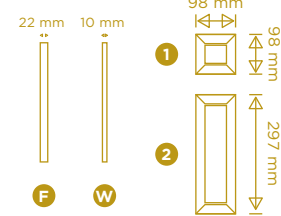
DIMENSIONS THICKNESS	260 mm x 100 mm / 10 4/16" x 3 15/16"	F 18 mm / 11/16" W 11 mm / 7/16"
AREA	0.026 m ² /pc / 0.280 sqf/pc	38.461 pcs/m ² / 3.573 pcs/sqf
WEIGHT	F 1.037 kg/pc / 2.286 lb/pc W 0.590 kg/pc / 1.300 lb/pc	F 39.884 kg/m ² / 8.169 lb/sqf W 22.692 kg/m ² / 4.648 lb/sqf



ALYSS

*3 different forms, form 1 and 3 information on our website


DIMENSIONS THICKNESS	2 233 mm x 395 mm / 9 3/16" x 15 9/16"	F 20 mm / 13/16" W 11 mm / 7/16"
AREA	2 0.065 m ² /pc / 0.701 sqf/pc	2 15.361 pcs/m ² / 1.427 pcs/sqf
WEIGHT	2 F 3.003 kg/pc / 6.620 lb/pc 2 W 1.720 kg/pc / 3.791 lb/pc	2 F 46.128 kg/m ² / 9.448 lb/sqf 2 W 26.420 kg/m ² / 5.411 lb/sqf



HERBAL HILL

*2 different forms, more information on our website

DIMENSIONS THICKNESS	1 98 mm x 98 mm / 3 14/16" x 3 14/16" 2 98 mm x 297 mm / 3 14/16" x 11 13/16"	F 22 mm / 14/16" W 10 mm / 6/16"
AREA	1 F 0.009 m ² /pc / 0.103 sqf/pc 2 F 0.029 m ² /pc / 0.313 sqf/pc	1 F 104.166 pcs/m ² / 9.681 pcs/sqf 2 F 34.364 pcs/m ² / 3.192 pcs/sqf
WEIGHT	1 F 0.470 kg/pc / 1.036 lb/pc 2 F 1.460 kg/pc / 3.218 lb/pc	1 F 48.958 kg/m ² / 10.033 lb/sqf 2 F 50.171 kg/m ² / 10.276 lb/sqf



PLAIN

*available in bespoke sizes


DIMENSIONS THICKNESS	199 mm x 400 mm / 7 13/16" x 15 12/16" up to 601 mm x 802 mm / 23 11/16" x 31 9/16"	20 mm / 13/16"
AREA	0.079 m ² /pc up to 0.481 m ² /pc 0.856 sqf/pc up to 5.188 sqf/pc	12.562 pcs/m ² up to 2.077 pcs/m ² 1.168 sqf/pc up to 0.192 sqf/pc
WEIGHT	3.661 kg/pc up to 22.170 kg/pc 8.072 lb/pc up to 48.876 lb/pc	46.047 kg/m ² / 9.431 lb/sqf

Floor tiles are available in both terrazzo and smooth finish. The tiles are available in two different sizes in thickness. The floor collection can be applied to both floors & walls. For additional technical information & sizing please visit

F floor
W wall

PHOTO CREDITS

17-27	Flip / Split / Ithaca Kaza Installation	<i>DE_FORM</i>
17	Liquid Forms <i>ION - Dealogic Planet</i>	<i>Krisztina Filep</i>
30-21	Shingle <i>Skyfall Hotel</i>	<i>Christos Drazos</i>
34-35	Tre <i>ION - Dealogic Planet</i>	<i>Krisztina Filep</i>
36-37	Tre <i>Hummingbird Bakery</i>	<i>Madhava Bence Kalmar</i>
46-47	Seed <i>Omnia - Caesars Palace</i>	<i>Francis & Francis</i>
49	Vine <i>Market Building</i>	<i>Angela Fogarty</i>
62-63	Quadilic <i>AUDI Geneva International Motorshow, 2015</i>	<i>Tamas Katona</i>
65 66-67 68-69	Tiba <i>Telekom Headquarters</i>	<i>Tamas Bujnovszky</i>
72-73	Wa <i>Clerkenwell Design Show</i>	<i>Steve Smith</i>
77 78-79 80-81	Diverge <i>Photoshoot</i>	<i>Zsolt Hlinka</i>
97	Florentin <i>Kitchin</i>	<i>Lindsey Mackenzie Parker</i>
101	Penta <i>Domus Courtyard</i>	<i>Tamas Katona</i>
105	Weave <i>Domus Courtyard</i>	<i>Ben Blossom</i>
108-109	Weave <i>Ernest & Young Office</i>	<i>Zsolt Batar</i>
112-113	Vortex <i>Springhaus</i>	<i>Jordan Lockner</i>
116-117 122-123 128-129	Flutes & Reeds <i>Photoshoot</i>	<i>Madhava Bence Kalmar</i>
176 180-181	Bespoke <i>Russel Square House</i>	<i>Ben Blossom</i>
182 184-185	Bespoke <i>Mozata Authentic Lebanese Restaurant</i>	<i>Cris Kith Pollini</i>
186	KAZA Concreate <i>Mock-up</i>	<i>Mádhava Bence Kalmár</i>
188-189	Bespoke <i>Cracked Earth, Chelsea Flower Show</i>	<i>Simon Jessop</i>



KAZA International Ltd.

3 Kalászi út
Szentendre
Hungary, EU
2000

+44 (0) 20 8935 5448

info@kaza.com

www.kaza.com

KAZA